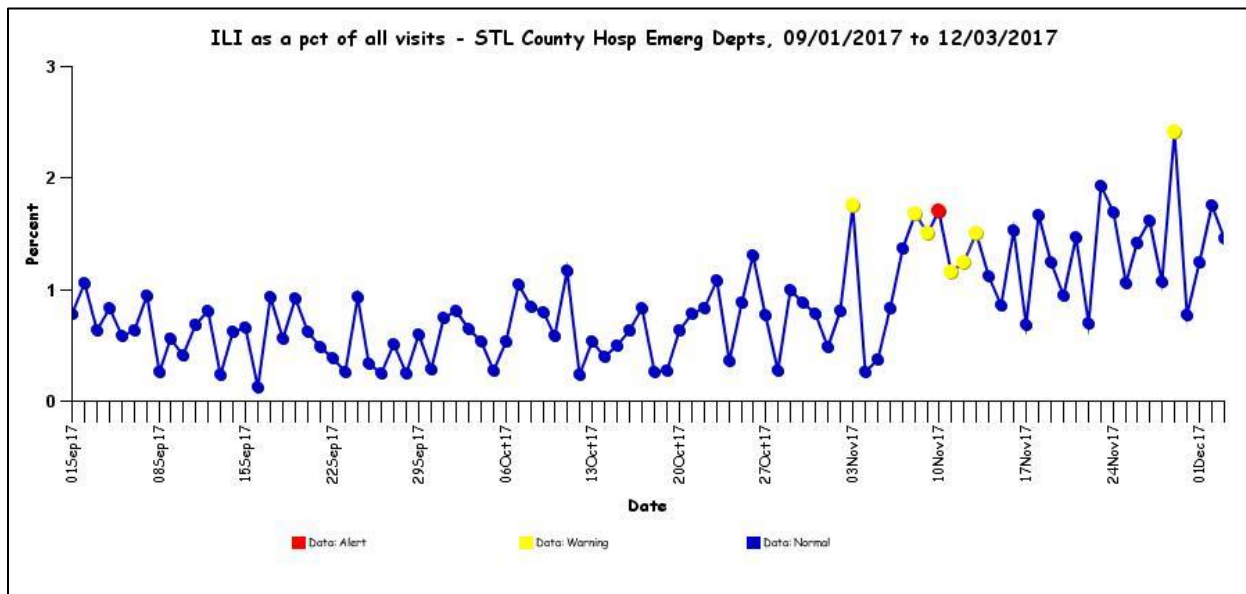


Influenza Surveillance Report

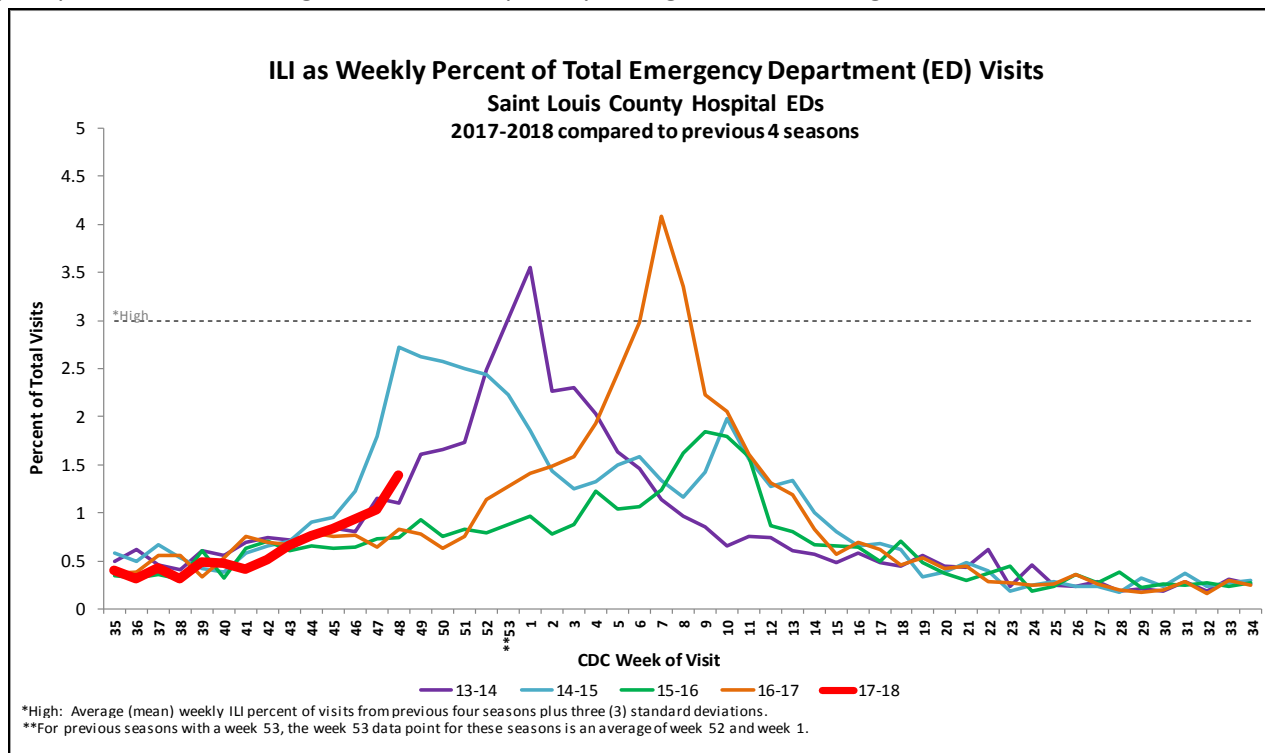
Saint Louis County Department of Public Health
Week Ending 12/03/2017 – Week 48



ESSENCE ILI Surveillance



As determined by ESSENCE, influenza-like illness (ILI) accounted for 0.77% to 2.42% of daily visits to Saint Louis County hospital emergency departments (EDs) during the week ending 12/03/2017. The number of patients visiting Saint Louis County hospital EDs with ILI ranged from 7 to 23 per day during the week ending 12/03/2017.



ILI as a weekly percentage of all visits in Saint Louis County hospital emergency departments was 1.39%, compared to 0.83% in 2016 and 0.74% in 2015, for week 48.

Please remember the following points when interpreting ESSENCE data:

- ILI counts are among St. Louis County residents visiting hospitals participating in ESSENCE only. Percent of visits attributed to ILI is from all hospital emergency departments in St. Louis County only. ESSENCE does not include data from private physicians, clinics, or ambulatory care centers.
- ESSENCE is based on chief complaints, not final diagnoses or laboratory confirmed tests.
- ILI includes chief complaints with the character strings like "FLU", "INFLUENZA", and "FLULIKE" and those that ESSENCE parses to (Fever and (Cough or Sore Throat)).

Influenza Surveillance Report

Saint Louis County Department of Public Health
Week Ending 12/03/2017 – Week 48



Active Influenza Surveillance, Laboratory Confirmed Tests

Surveillance sites reported 92 cases of Influenza A and 4 cases of Influenza B for the week ending 12/03/2017.

Influenza by Report Week, Type

Saint Louis County Residents Only

For Cases Reported between 09/25/2017 and 12/03/2017

Week ending	Type A	Type B	Unk Type	Total
10/1/2017	21	0	0	21
10/8/2017	5	1	0	6
10/15/2017	2	0	0	2
10/22/2017	4	0	0	4
10/29/2017	12	0	0	12
11/5/2017	15	2	0	17
11/12/2017	19	7	0	26
11/19/2017	29	6	0	35
11/26/2017	55	7	0	62
12/3/2017	92	4	0	96
Total	254	27	0	281

The Saint Louis County Department of Public Health has a wide range of provider sites enrolled in its active influenza surveillance program. Weekly, these sites report positive influenza findings to the Department of Public Health. As this is a sentinel surveillance program, the cases reported to DPH by these sites do not include all influenza cases diagnosed in Saint Louis County. Weekly totals may change as newly reported cases are attributed to the week of specimen collection.

Influenza by Age and Type

Saint Louis County Residents Only

For Cases Reported between 09/25/2017 and 12/03/2017

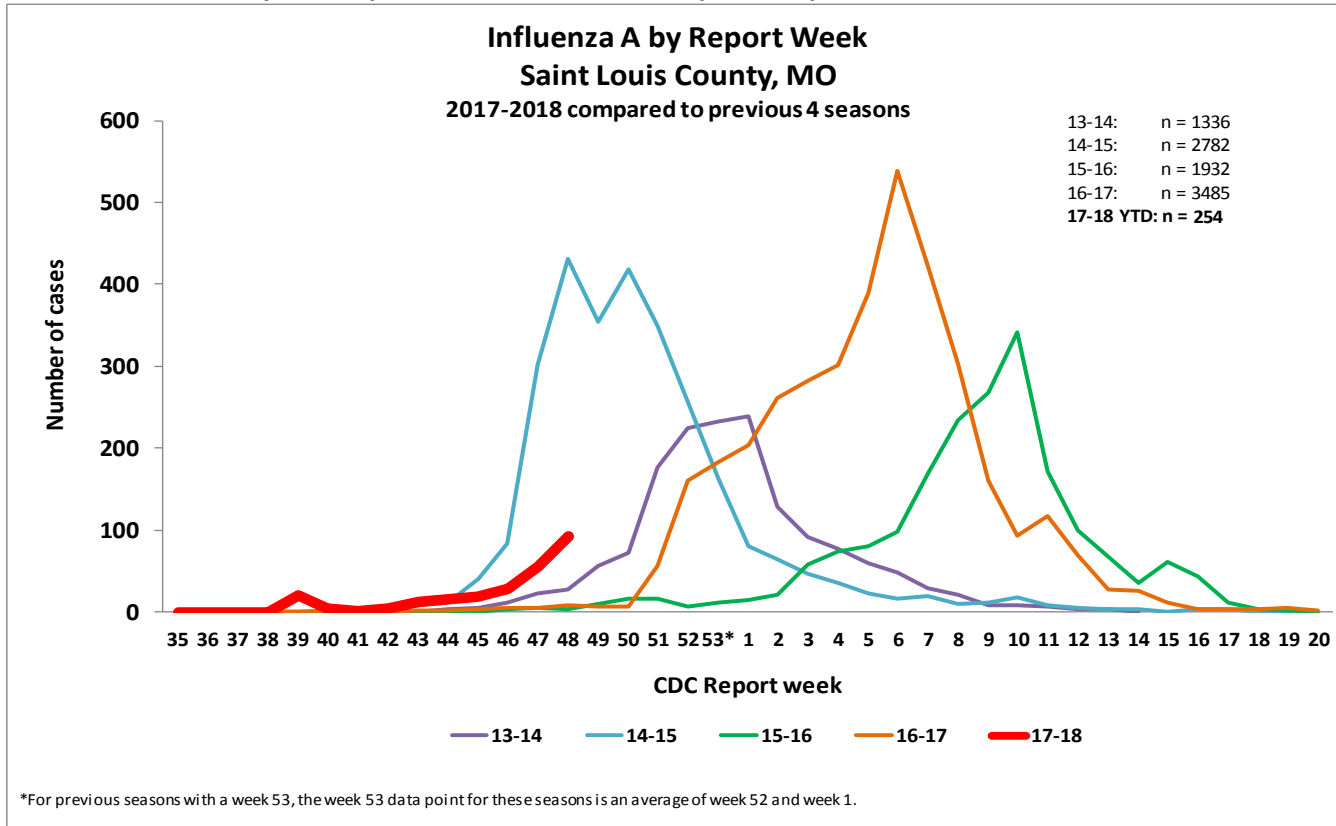
Age Group	Type A	Type B	Unk Type	Total
	n (% of total)	n (% of total)	n (% of total)	n (%)
00 to <02	10 (4)	0 (0)	0 (0)	10 (4)
02 to 04	13 (5)	4 (1)	0 (0)	17 (6)
05 to 14	32 (11)	5 (2)	0 (0)	37 (13)
15 to 24	30 (11)	3 (1)	0 (0)	33 (12)
25 to 49	55 (20)	6 (2)	0 (0)	61 (22)
50 to 64	31 (11)	2 (1)	0 (0)	33 (12)
65+	83 (30)	7 (2)	0 (0)	90 (32)
Total	254 (90)	27 (10)	0 (0)	281 (100)

Influenza Surveillance Report

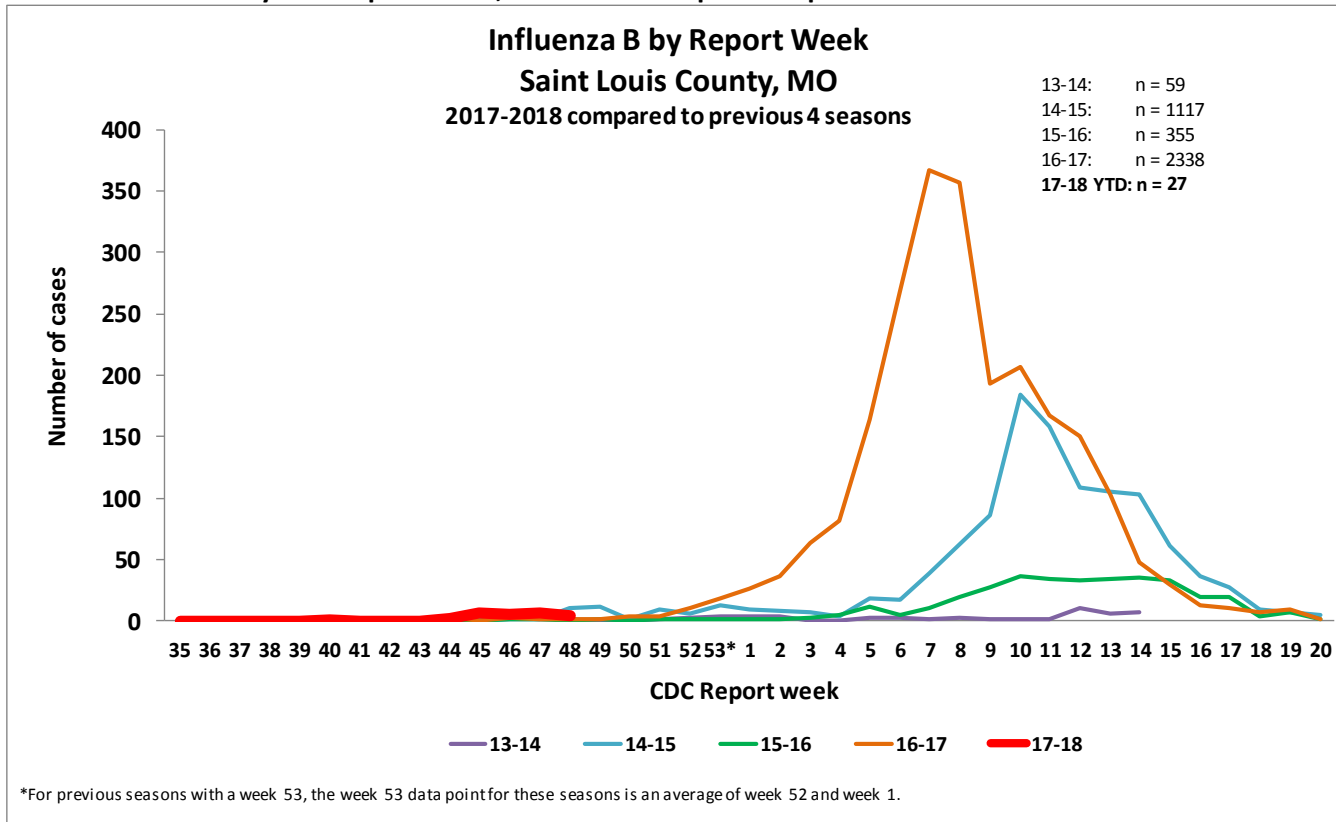
Saint Louis County Department of Public Health
 Week Ending 12/03/2017 – Week 48



Total Influenza A Cases by CDC Report Week, 2017-2018 compared to previous four seasons



Total Influenza B Cases by CDC Report Week, 2017-2018 compared to previous four seasons

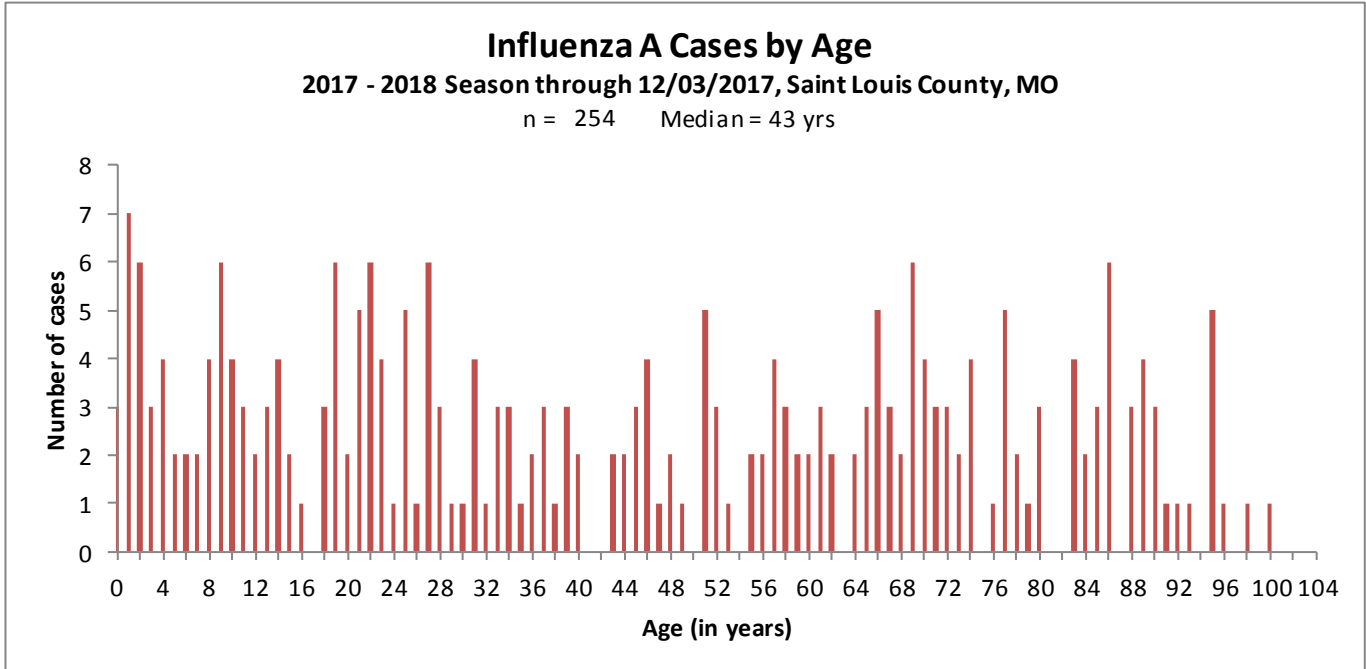


Influenza Surveillance Report

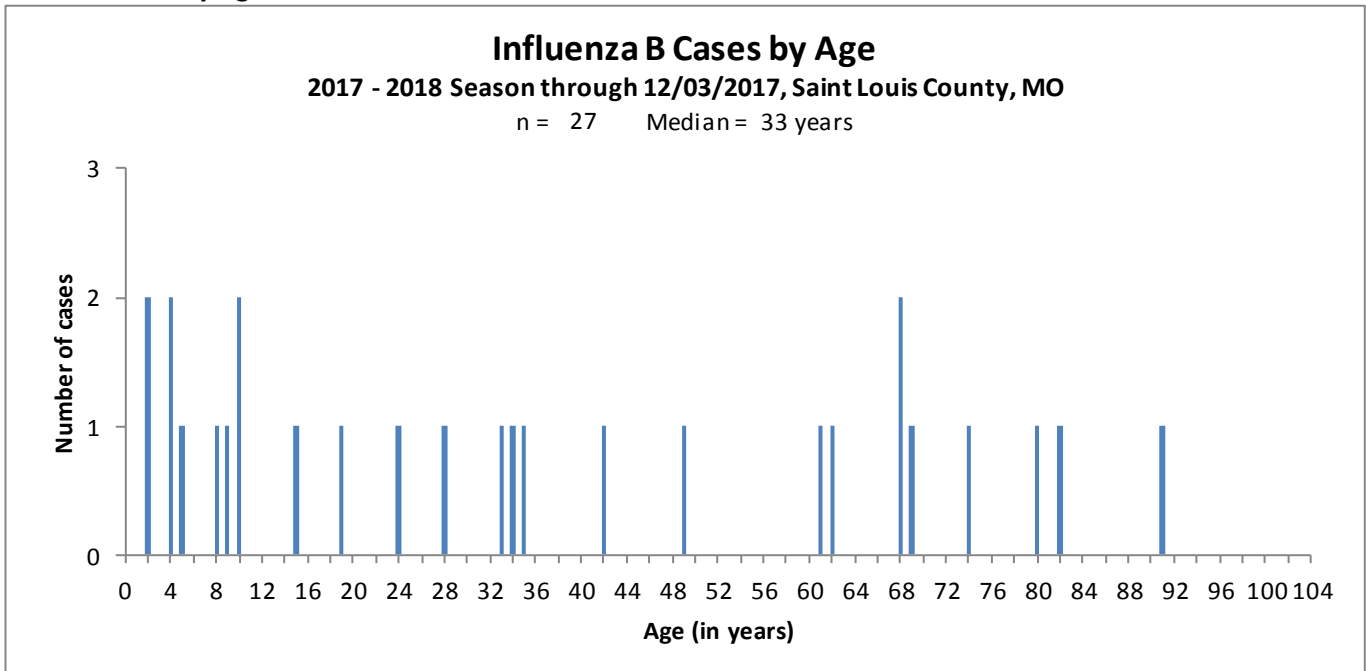
Saint Louis County Department of Public Health
Week Ending 12/03/2017 – Week 48



Influenza A Cases by Age



Influenza B Cases by Age



Influenza Surveillance Report

Saint Louis County Department of Public Health
Week Ending 12/03/2017 – Week 48



Saint Louis County Influenza Outbreaks:

As of the week ending 12/03/2017, there has been one outbreak of Influenza reported to the Saint Louis County Department of Public Health. This outbreak of Influenza A subtype H3 occurred in a long-term care facility.

Weekly Virus/Microbiology Update, St. Louis Children's Hospital*:

<http://slchlabtestguide.bjc.org/Default.aspx?url=d227fc69-b7a4-4667-a82a-774b8a6438f0>

**courtesy of Gregory Storch, MD, and the St. Louis Children's Hospital Clinical Laboratory*

For additional information on national Influenza surveillance, please visit the Centers for Disease Control and Prevention website:

<https://www.cdc.gov/flu/weekly/>

For additional information on statewide Influenza surveillance, please visit the Missouri Department of Health and Senior Services website:

<http://health.mo.gov/living/healthcondiseases/communicable/influenza/reports.php>