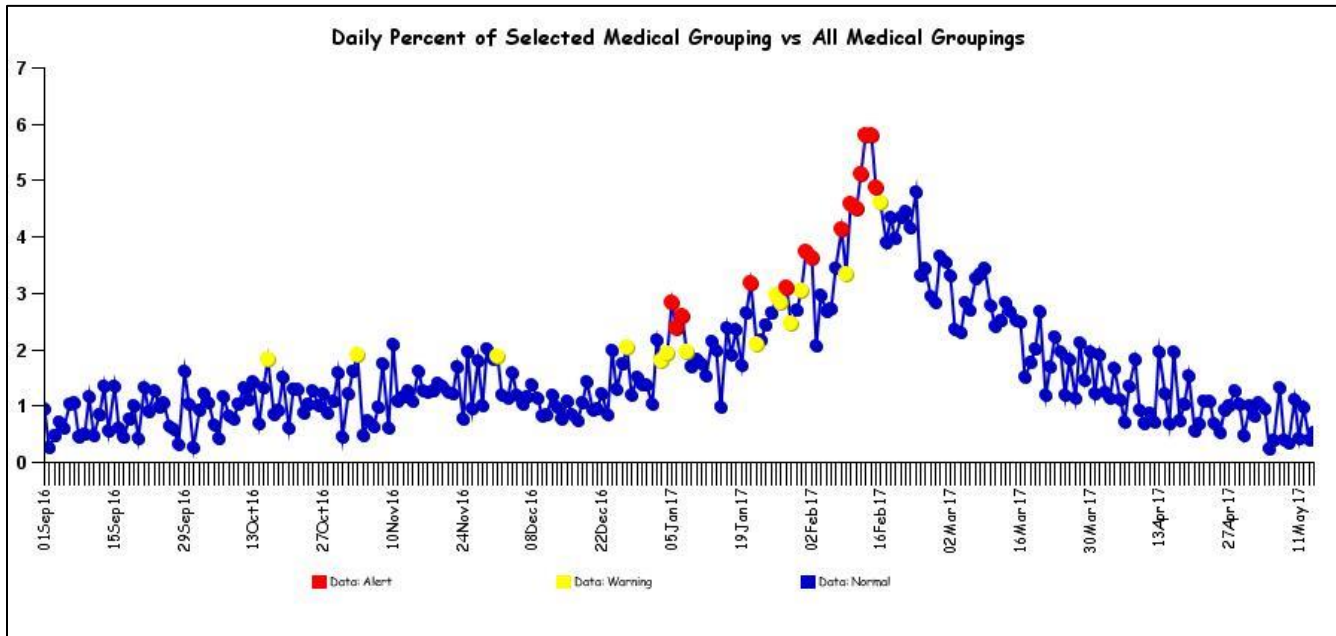


# Influenza Surveillance Report

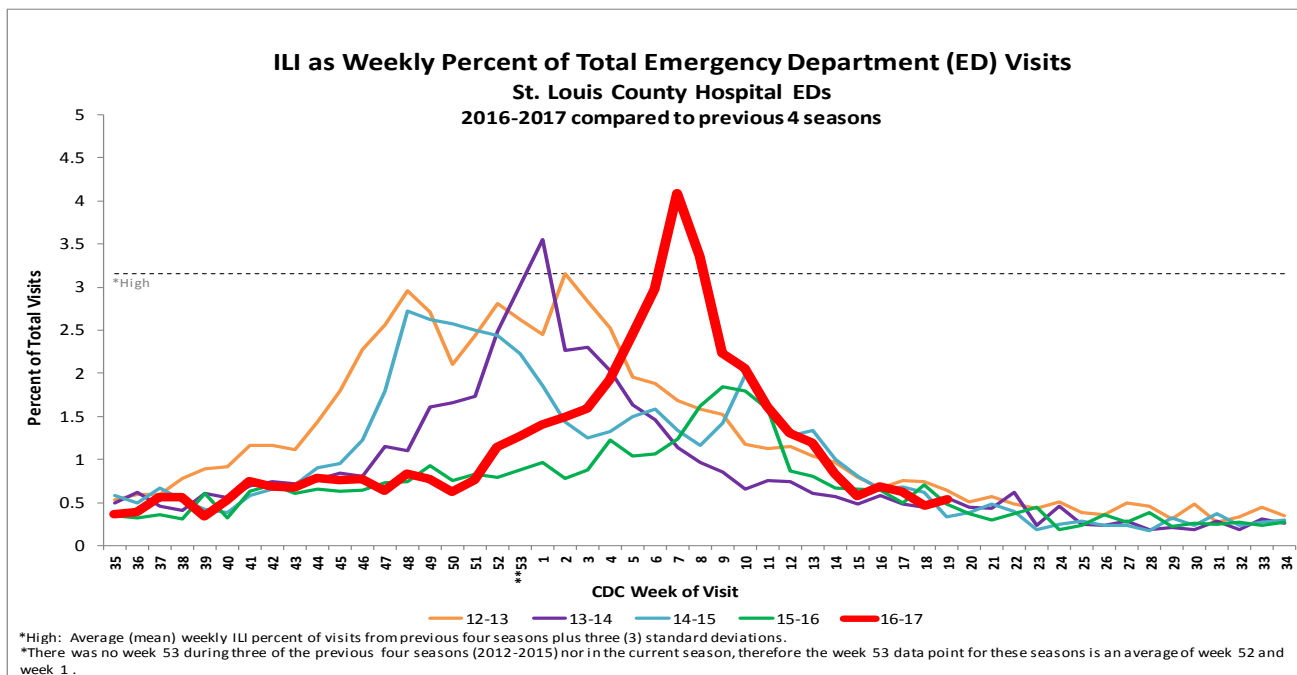
Saint Louis County Department of Public Health, 5/17/2017



## ESSENCE ILI Surveillance



As determined by ESSENCE, influenza-like illness (ILI) accounted for 0.35% to 1.12% of daily visits to Saint Louis County hospital emergency departments (EDs) during the week ending 05/14/2017. The number of daily visits to Saint Louis County hospital EDs for ILI ranged from 3 to 10 during the same period.



ILI as a percentage of weekly visits in Saint Louis County hospital EDs was 0.54%, compared to 0.48% in 2016 and 0.33% in 2015, for week 19.

Please remember the following points when interpreting ESSENCE data:

- ILI counts are among St. Louis County residents visiting hospitals participating in ESSENCE only. Percent of visits attributed to ILI is from all hospital emergency departments in St. Louis County only. ESSENCE does not include data from private physicians, clinics, or ambulatory care centers.
- ESSENCE is based on chief complaints, not final diagnoses or laboratory confirmed tests.
- ILI includes chief complaints with the character strings like "FLU", "INFLUENZA", and "FLULIKE" and those that ESSENCE parses to (Fever and (Cough or Sore Throat)).

# Influenza Surveillance Report

Saint Louis County Department of Public Health, 5/17/2017



## Active Influenza Surveillance, Laboratory Confirmed Tests

Surveillance sites reported 5 cases of Influenza A and 9 cases of Influenza B for the week ending 05/14/2017.

## Influenza by Report Week, Type

### Saint Louis County Residents Only

For cases reported between 09/26/2016 and 05/14/2017

Week ending	Type A	Type B	Unk Type	Total
10/2/2016	0	1	0	1
10/9/2016	2	1	0	3
10/16/2016	1	0	0	1
10/23/2016	1	0	0	1
10/30/2016	2	1	0	3
11/6/2016	2	3	0	5
11/13/2016	3	0	0	3
11/20/2016	5	3	0	8
11/27/2016	5	1	0	6
12/4/2016	8	1	0	9
12/11/2016	7	2	0	9
12/18/2016	7	4	0	11
12/25/2016	56	4	2	62
1/1/2017	161	10	0	171
1/8/2017	204	26	0	230
1/15/2017	261	37	0	298
1/22/2017	282	64	0	346
1/29/2017	301	82	0	383
2/5/2017	389	164	0	553
2/12/2017	539	269	0	808
2/19/2017	423	367	0	790
2/26/2017	303	357	0	660
3/5/2017	161	193	0	354
3/12/2017	94	207	0	301
3/19/2017	118	167	0	285
3/26/2017	69	151	0	220
4/2/2017	27	103	0	130
4/9/2017	26	48	0	74
4/16/2017	11	30	0	41
4/23/2017	4	13	0	17
4/30/2017	3	11	0	14
5/7/2017	3	7	0	10
5/14/2017	5	9	0	14
<b>Total</b>	<b>3483</b>	<b>2336</b>	<b>2</b>	<b>5821</b>

The Saint Louis County Department of Public Health has a wide range of provider sites enrolled in its active influenza surveillance program. Weekly, these sites report positive influenza findings to the Department of Public Health. As this is a sentinel surveillance program, the cases reported to DPH by these sites do not include all influenza cases diagnosed in Saint Louis County. Weekly totals may change as newly reported cases are attributed to the week of specimen collection.

# Influenza Surveillance Report

Saint Louis County Department of Public Health, 5/17/2017



## Influenza by Age and Type

### Saint Louis County Residents Only

For cases reported between 09/26/2016 and 05/14/2017

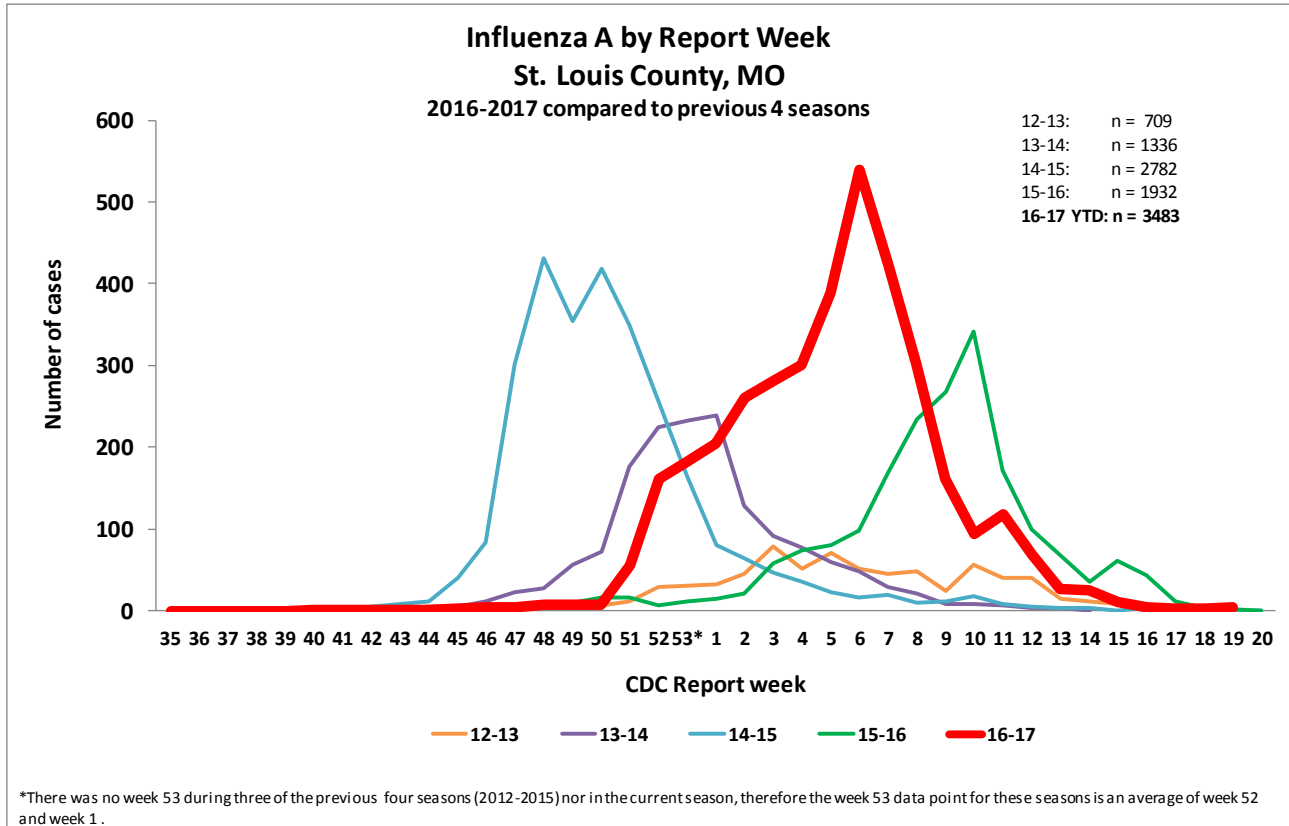
Age Group	Type A	Type B	Unk Type	Total
	n (% of total)	n (% of total)	n (% of total)	n (%)
<b>00 to &lt;02</b>	215 (4)	179 (3)	0 (0)	394 (7)
<b>02 to 04</b>	261 (4)	353 (6)	2 (0)	616 (11)
<b>05 to 14</b>	604 (10)	752 (13)	0 (0)	1356 (23)
<b>15 to 24</b>	474 (8)	239 (4)	0 (0)	713 (12)
<b>25 to 49</b>	623 (11)	474 (8)	0 (0)	1097 (19)
<b>50 to 64</b>	465 (8)	139 (2)	0 (0)	604 (10)
<b>65+</b>	841 (14)	199 (3)	0 (0)	1040 (18)
<b>Total</b>	<b>3483 (60)</b>	<b>2335 (40)</b>	<b>2 (0)</b>	<b>5820 (100)</b>

# Influenza Surveillance Report

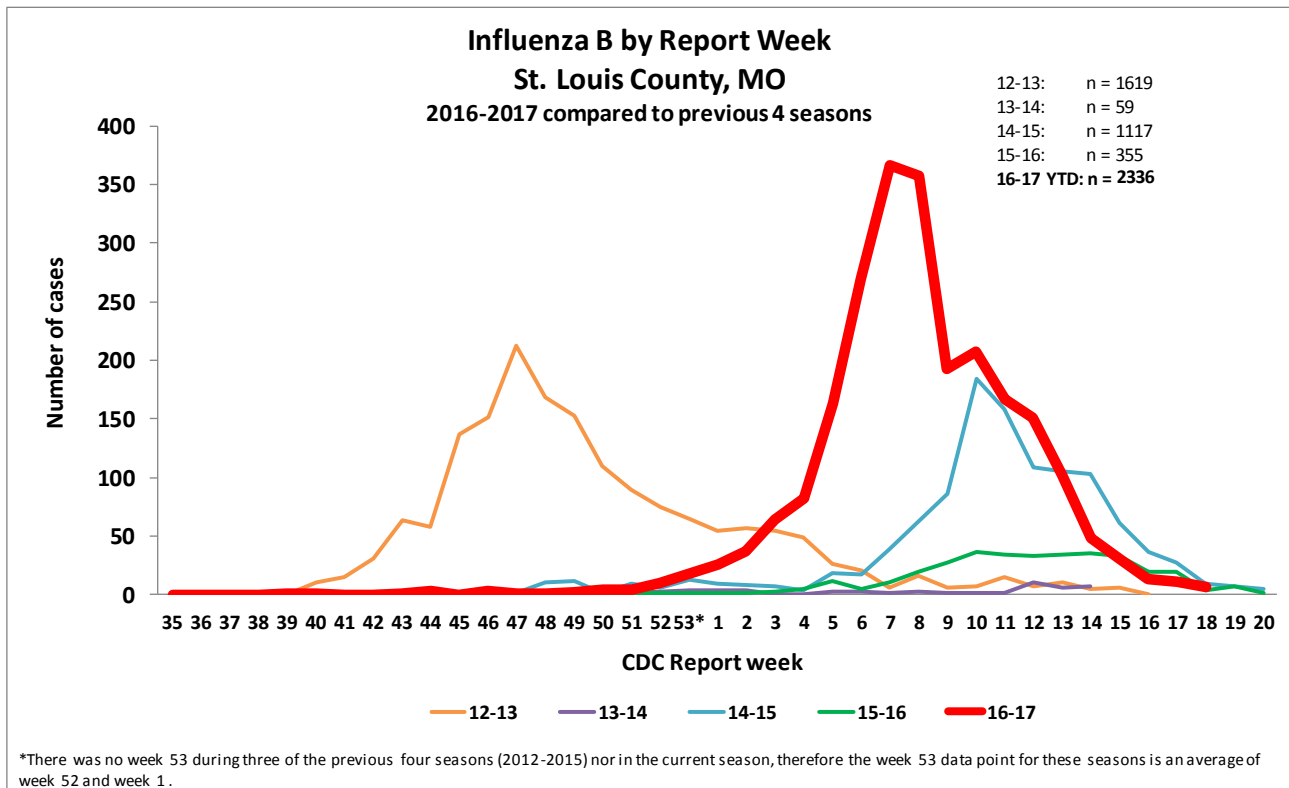
Saint Louis County Department of Public Health, 5/17/2017



## Total Influenza A by CDC Report Week, 2016-2017 compared to previous four seasons



## Total Influenza B Cases by CDC Report Week, 2016-2017 compared to previous four seasons

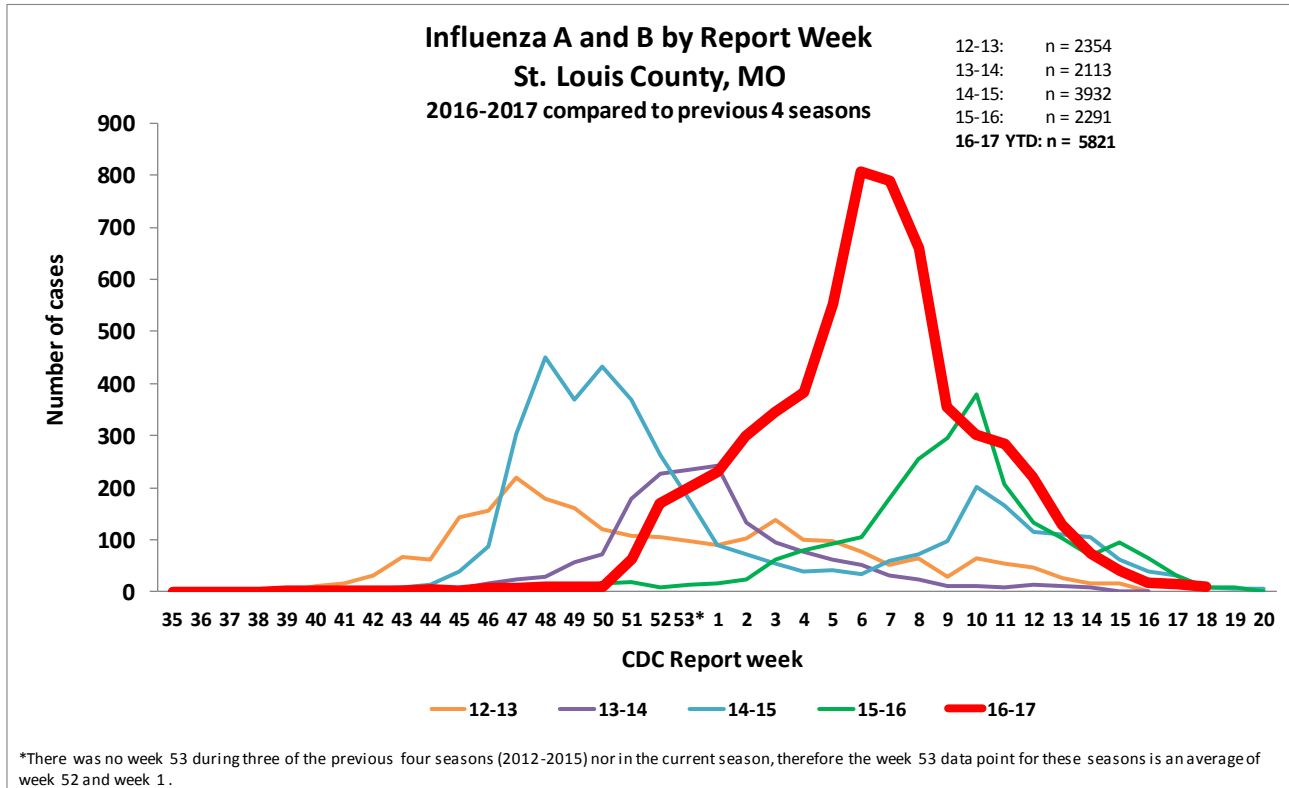


# Influenza Surveillance Report

Saint Louis County Department of Public Health, 5/17/2017



## Total Influenza A and B Cases by CDC Report Week, 2016-2017 compared to previous four seasons

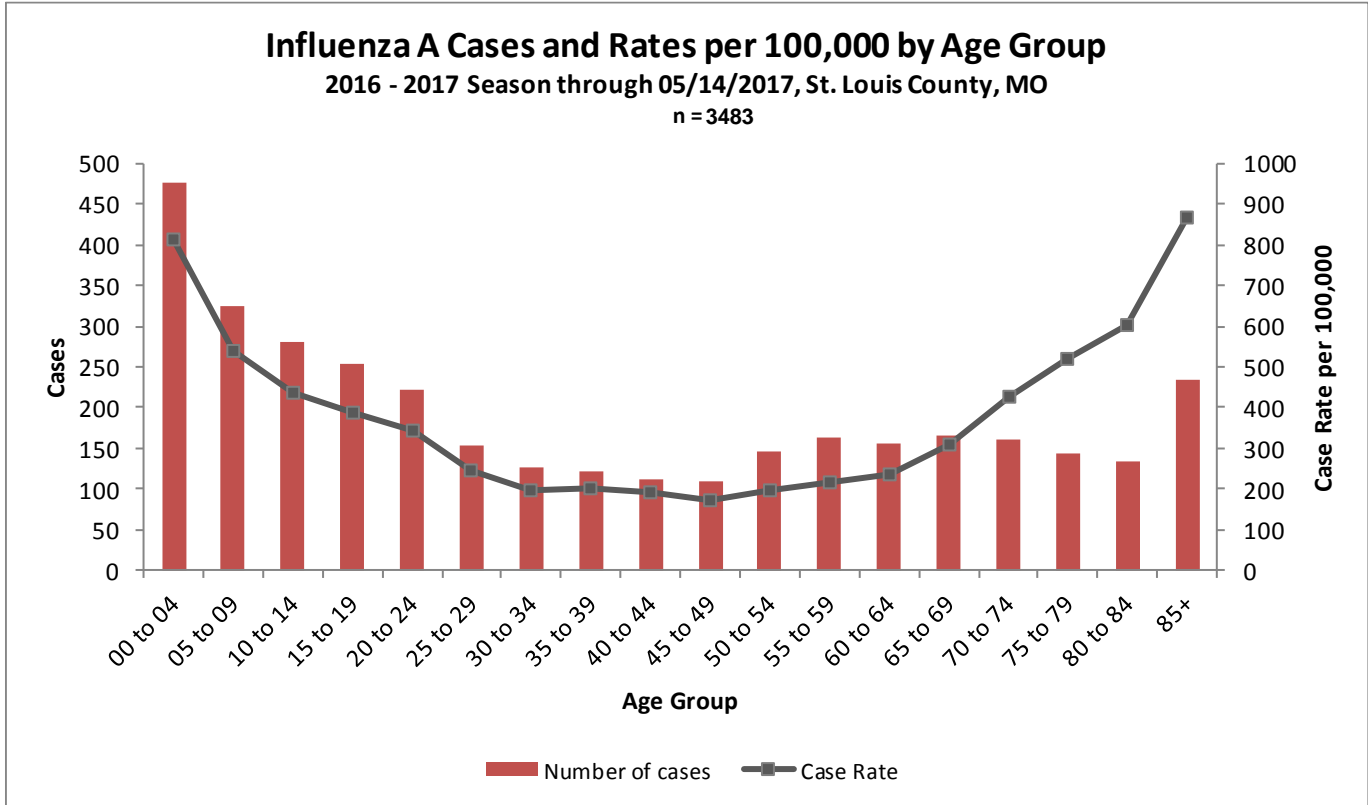


# Influenza Surveillance Report

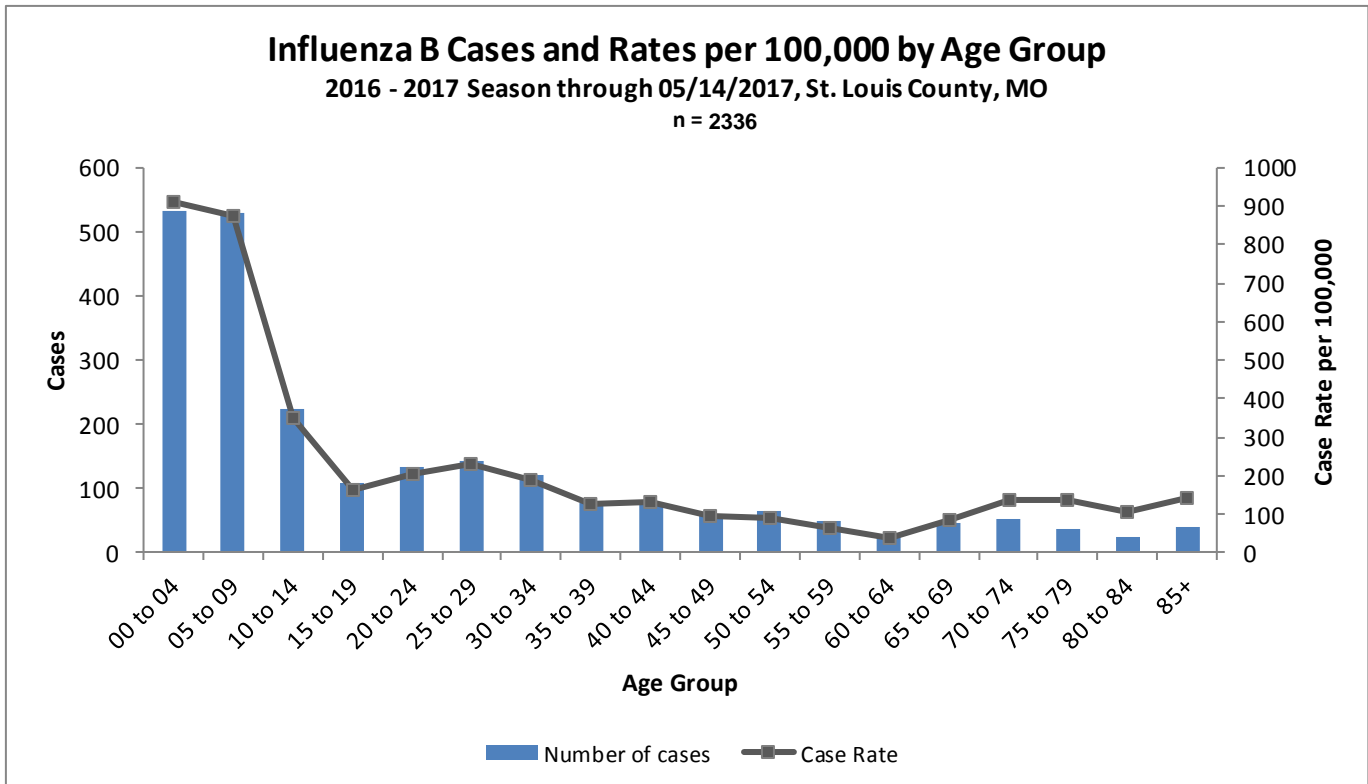
Saint Louis County Department of Public Health, 5/17/2017



## Influenza A Cases and Rates by Age Group



## Influenza B Cases and Rates by Age Group

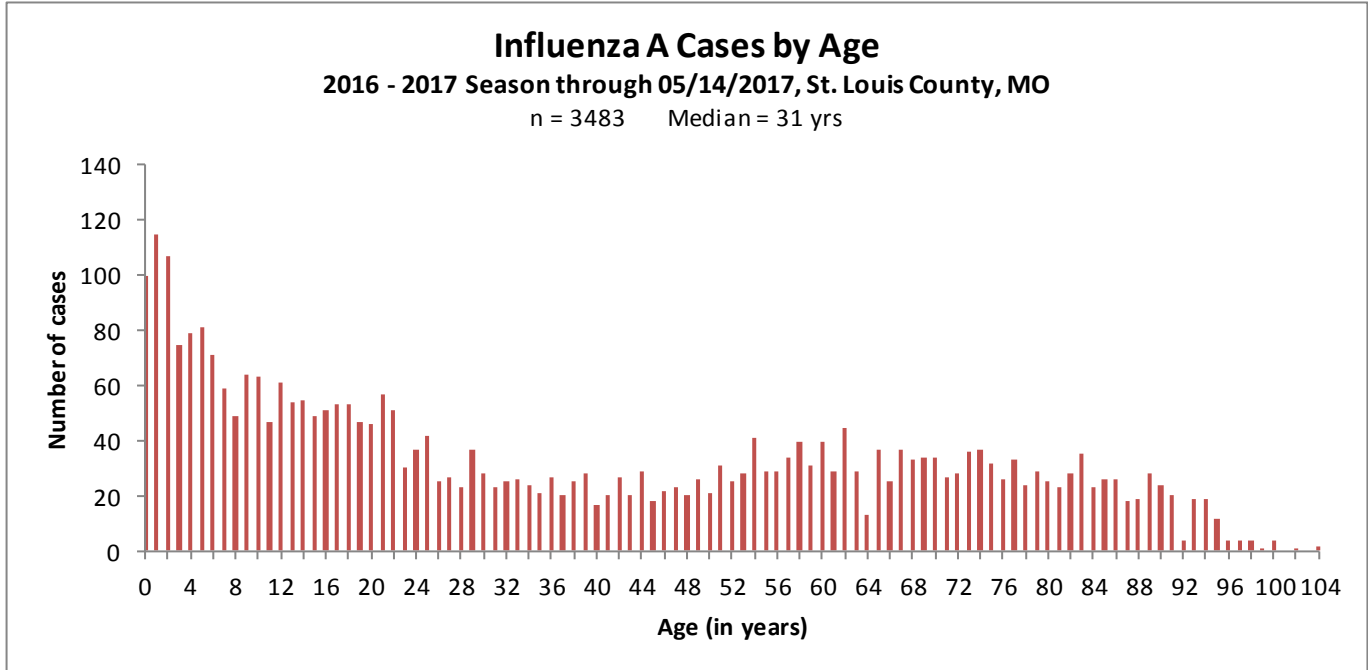


# Influenza Surveillance Report

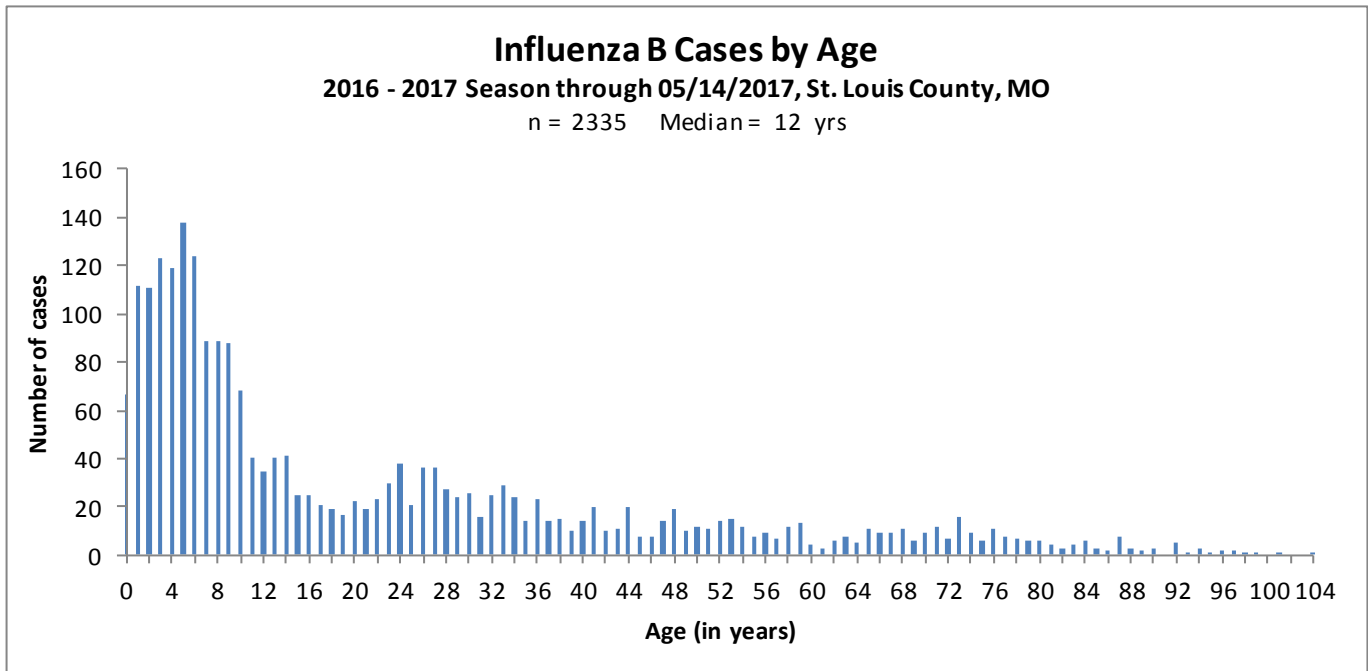
Saint Louis County Department of Public Health, 5/17/2017



## Influenza A Cases by Age



## Influenza B Cases by Age



# Influenza Surveillance Report

Saint Louis County Department of Public Health, 5/17/2017



**Weekly Virus/Microbiology Update, St. Louis Children's Hospital\*:**

<http://slchlabtestguide.bjc.org/Default.aspx?url=07db511a-003c-4642-ab28-0577703c8dad>

*\*courtesy of Gregory Storch, MD, and the St. Louis Children's Hospital Clinical Laboratory*

**For additional information on national Influenza surveillance, please visit the Centers for Disease Control and Prevention website:**

<https://www.cdc.gov/flu/weekly/>

**For additional information on statewide Influenza surveillance, please visit the Missouri Department of Health and Senior Services website:**

<http://health.mo.gov/living/healthcondiseases/communicable/influenza/reports.php>