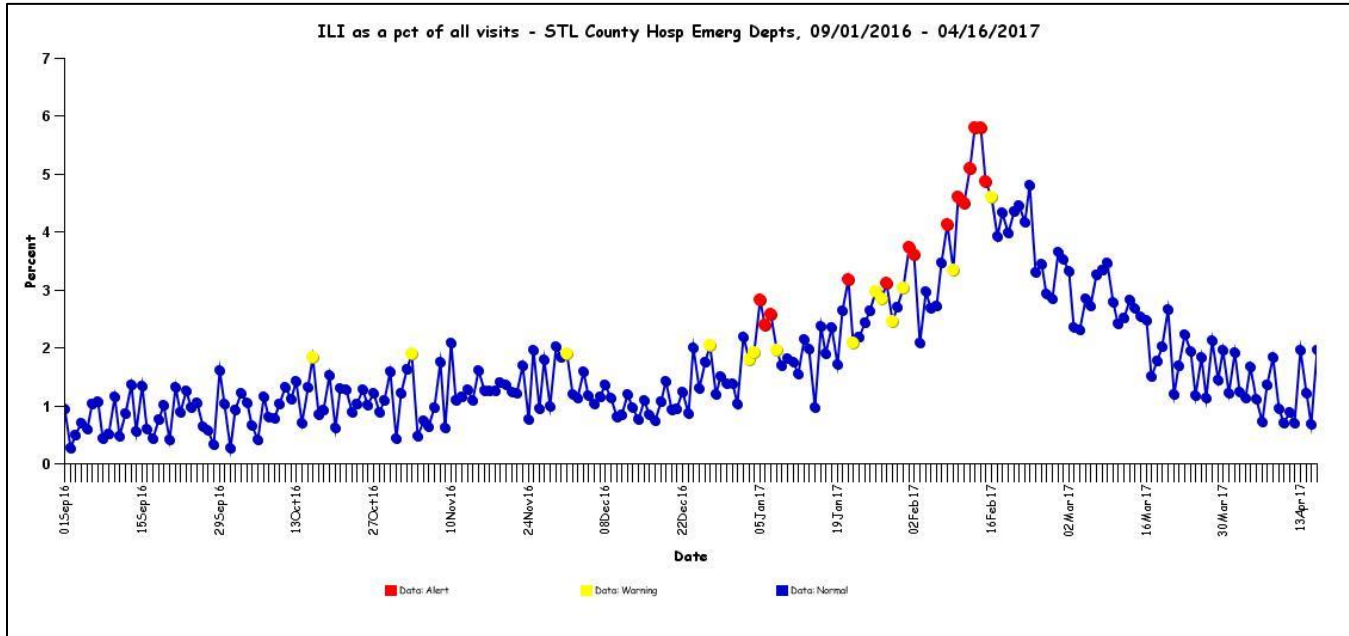


Influenza Surveillance Report

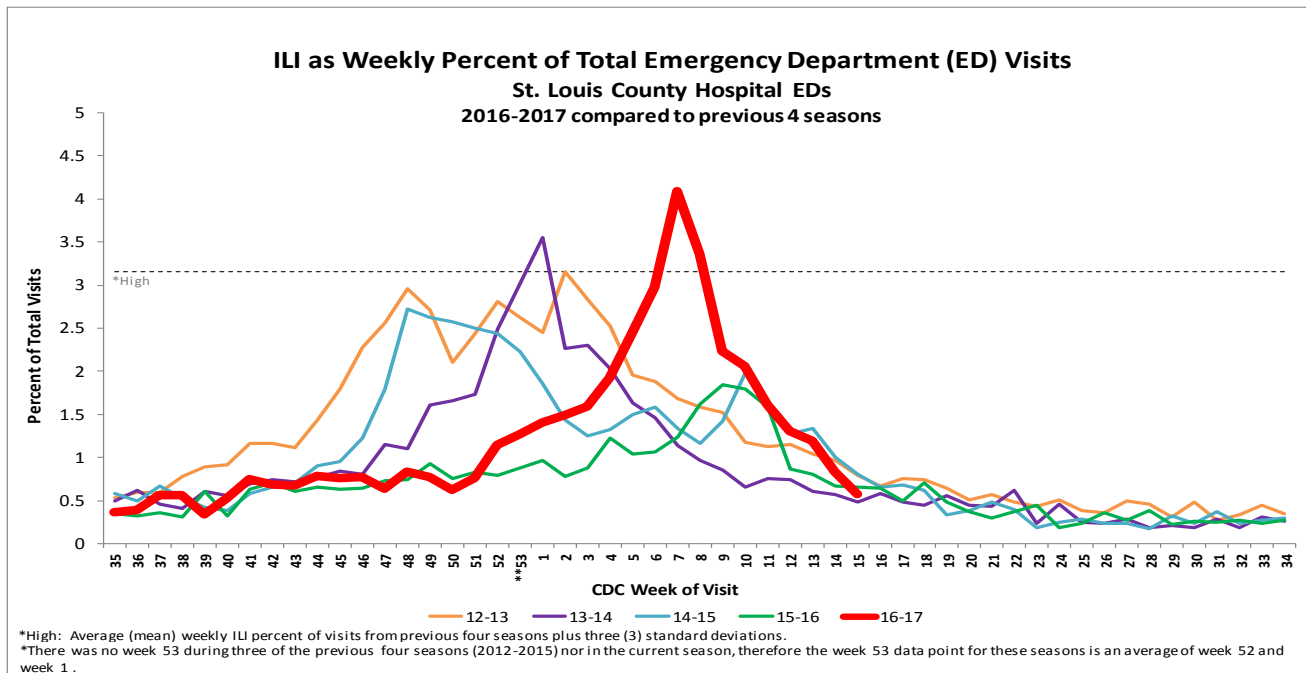
Saint Louis County Department of Public Health, 4/18/2017



ESSENCE ILI Surveillance



As determined by ESSENCE, influenza-like illness (ILI) accounted for 0.68% to 1.97% of daily visits to Saint Louis County hospital emergency departments (EDs) during the week ending 04/16/2017. The number of daily visits to Saint Louis County hospital EDs for ILI ranged from 6 to 19 during the same period.



ILI as a percentage of weekly visits in Saint Louis County hospital EDs was 0.57%, compared to 0.66% in 2016 and 0.80% in 2015, for week 15.

Please remember the following points when interpreting ESSENCE data:

- ILI counts are among St. Louis County residents visiting hospitals participating in ESSENCE only. Percent of visits attributed to ILI is from all hospital emergency departments in St. Louis County only. ESSENCE does not include data from private physicians, clinics, or ambulatory care centers.
- ESSENCE is based on chief complaints, not final diagnoses or laboratory confirmed tests.
- ILI includes chief complaints with the character strings like "FLU", "INFLUENZA", and "FLULIKE" and those that ESSENCE parses to (Fever and (Cough or Sore Throat)).

Influenza Surveillance Report

Saint Louis County Department of Public Health, 4/18/2017



Active Influenza Surveillance, Laboratory Confirmed Tests

Surveillance sites reported 11 cases of Influenza A and 30 cases of Influenza B for the week ending 04/16/2017.

Influenza by Report Week, Type

Saint Louis County Residents Only

For cases reported between 09/26/2016 and 04/16/2017

| Week ending | Type A | Type B | Unk Type | Total |
|--------------|-------------|-------------|----------|-------------|
| 10/2/2016 | 0 | 1 | 0 | 1 |
| 10/9/2016 | 2 | 1 | 0 | 3 |
| 10/16/2016 | 1 | 0 | 0 | 1 |
| 10/23/2016 | 1 | 0 | 0 | 1 |
| 10/30/2016 | 2 | 1 | 0 | 3 |
| 11/6/2016 | 2 | 3 | 0 | 5 |
| 11/13/2016 | 3 | 0 | 0 | 3 |
| 11/20/2016 | 5 | 3 | 0 | 8 |
| 11/27/2016 | 5 | 1 | 0 | 6 |
| 12/4/2016 | 8 | 1 | 0 | 9 |
| 12/11/2016 | 7 | 2 | 0 | 9 |
| 12/18/2016 | 7 | 4 | 0 | 11 |
| 12/25/2016 | 56 | 4 | 2 | 62 |
| 1/1/2017 | 161 | 10 | 0 | 171 |
| 1/8/2017 | 204 | 26 | 0 | 230 |
| 1/15/2017 | 261 | 37 | 0 | 298 |
| 1/22/2017 | 282 | 64 | 0 | 346 |
| 1/29/2017 | 301 | 82 | 0 | 383 |
| 2/5/2017 | 389 | 164 | 0 | 553 |
| 2/12/2017 | 539 | 269 | 0 | 808 |
| 2/19/2017 | 423 | 367 | 0 | 790 |
| 2/26/2017 | 303 | 357 | 0 | 660 |
| 3/5/2017 | 161 | 193 | 0 | 354 |
| 3/12/2017 | 94 | 207 | 0 | 301 |
| 3/19/2017 | 118 | 167 | 0 | 285 |
| 3/26/2017 | 69 | 151 | 0 | 220 |
| 4/2/2017 | 27 | 103 | 0 | 130 |
| 4/9/2017 | 26 | 48 | 0 | 74 |
| 4/16/2017 | 11 | 30 | 0 | 41 |
| Total | 3468 | 2296 | 2 | 5766 |

The Saint Louis County Department of Public Health has a wide range of provider sites enrolled in its active influenza surveillance program. Weekly, these sites report positive influenza findings to the Department of Public Health. As this is a sentinel surveillance program, the cases reported to DPH by these sites do not include all influenza cases diagnosed in Saint Louis County. Weekly totals may change as newly reported cases are attributed to the week of specimen collection.

Influenza Surveillance Report

Saint Louis County Department of Public Health, 4/18/2017



Influenza by Age and Type

Saint Louis County Residents Only

For cases reported between 09/26/2016 and 04/16/2017

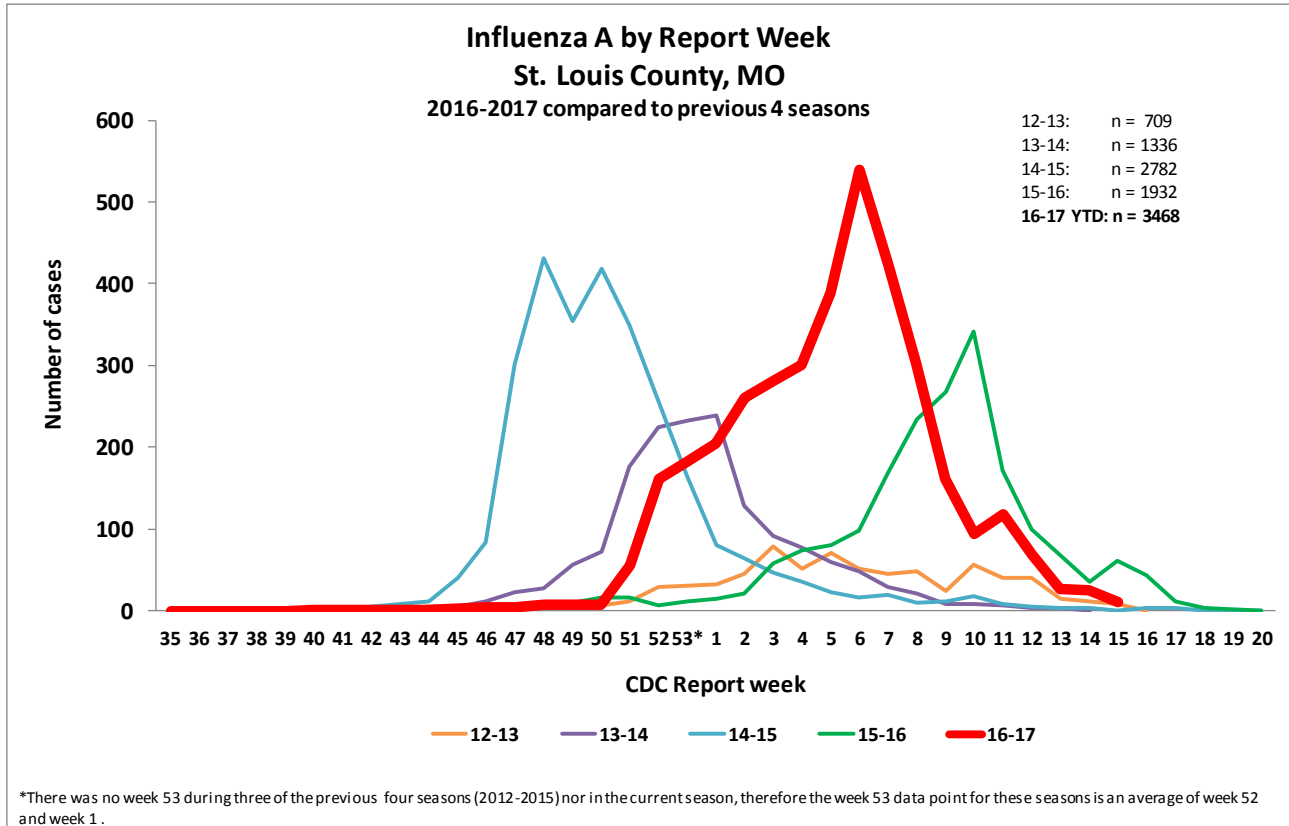
| Age Group | Type A | Type B | Unk Type | Total |
|---------------------|------------------|------------------|----------------|-------------------|
| | n (% of total) | n (% of total) | n (% of total) | n (%) |
| 00 to <02 | 213 (4) | 179 (3) | 0 (0) | 392 (7) |
| 02 to 04 | 260 (5) | 352 (6) | 2 (0) | 614 (11) |
| 05 to 14 | 604 (10) | 748 (13) | 0 (0) | 1352 (23) |
| 15 to 24 | 473 (8) | 236 (4) | 0 (0) | 709 (12) |
| 25 to 49 | 619 (11) | 464 (8) | 0 (0) | 1083 (19) |
| 50 to 64 | 460 (8) | 133 (2) | 0 (0) | 593 (10) |
| 65+ | 839 (15) | 183 (3) | 0 (0) | 1022 (18) |
| Total | 3468 (60) | 2295 (40) | 2 (0) | 5765 (100) |

Influenza Surveillance Report

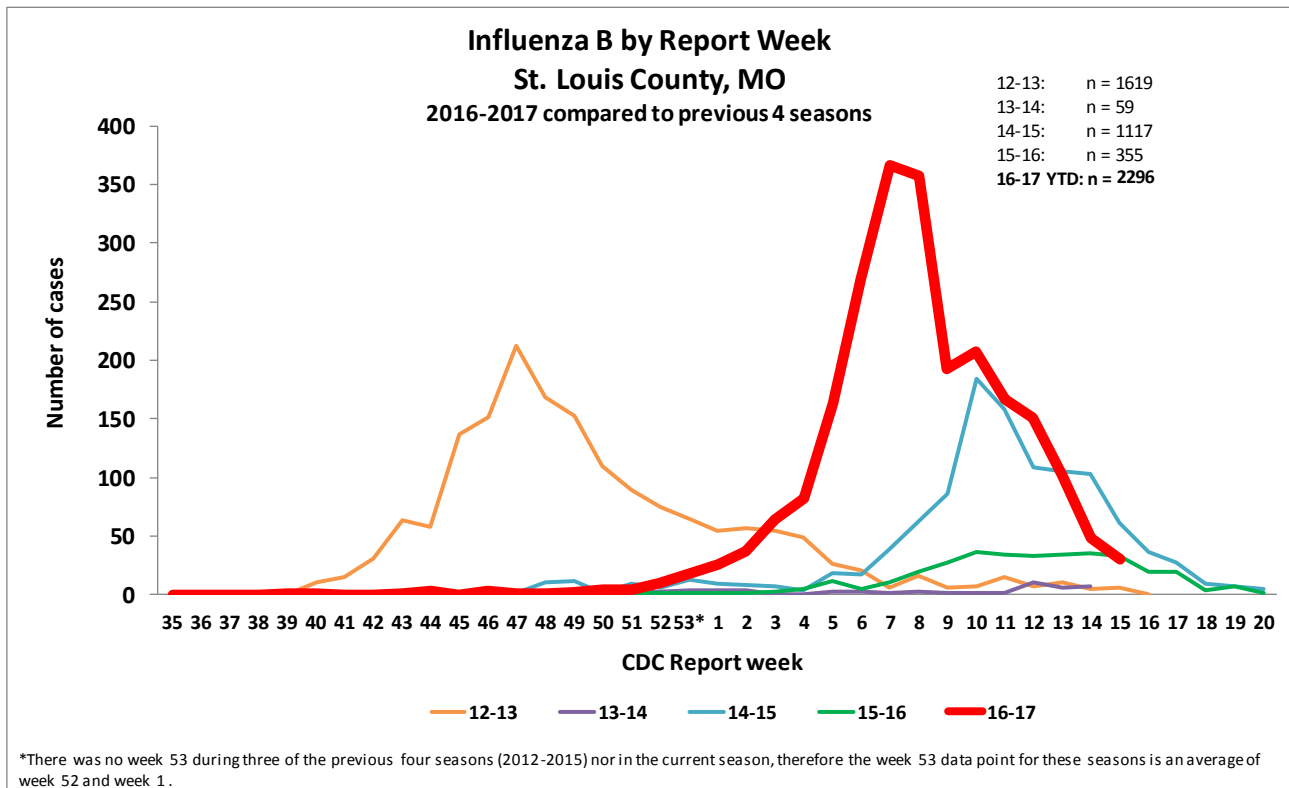
Saint Louis County Department of Public Health, 4/18/2017



Total Influenza A by CDC Report Week, 2016-2017 compared to previous four seasons



Total Influenza B Cases by CDC Report Week, 2016-2017 compared to previous four seasons

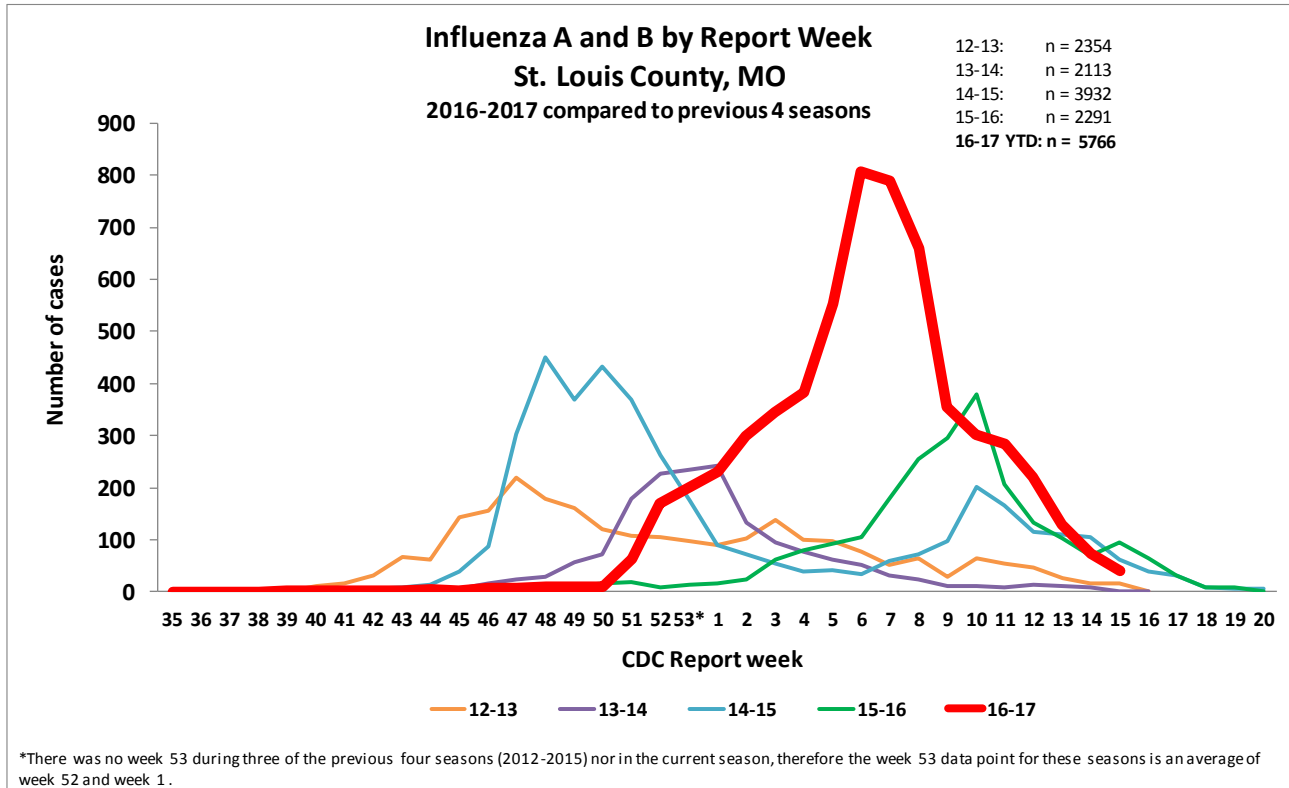


Influenza Surveillance Report

Saint Louis County Department of Public Health, 4/18/2017



Total Influenza A and B Cases by CDC Report Week, 2016-2017 compared to previous four seasons

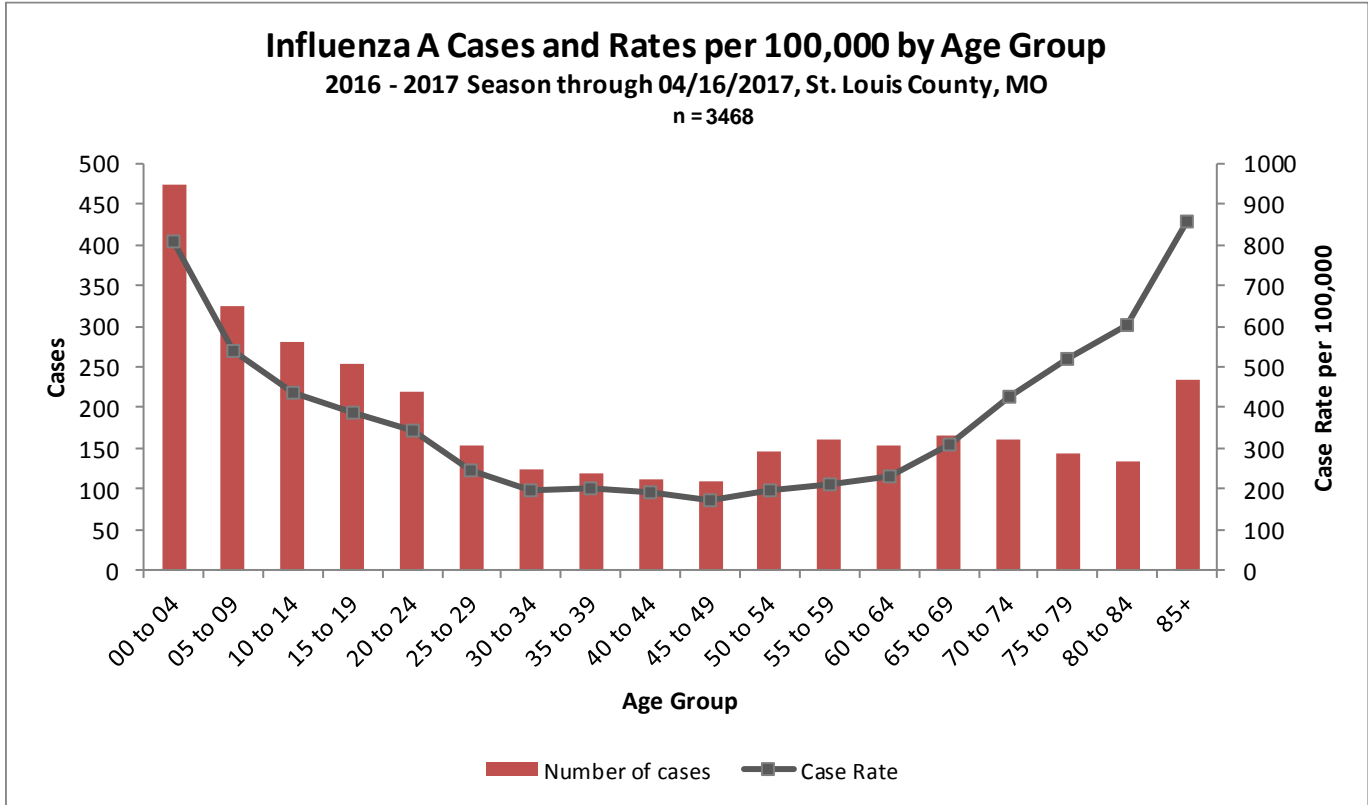


Influenza Surveillance Report

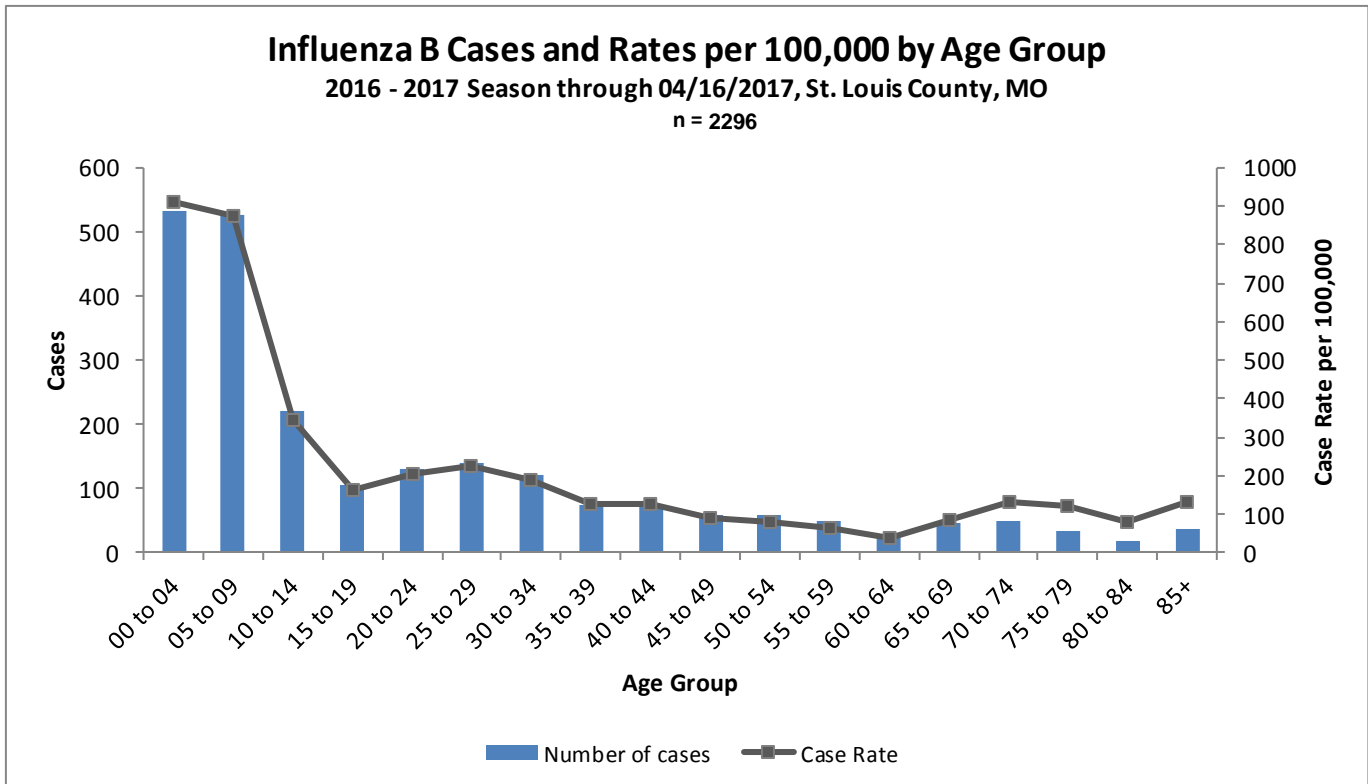
Saint Louis County Department of Public Health, 4/18/2017



Influenza A Cases and Rates by Age Group



Influenza B Cases and Rates by Age Group

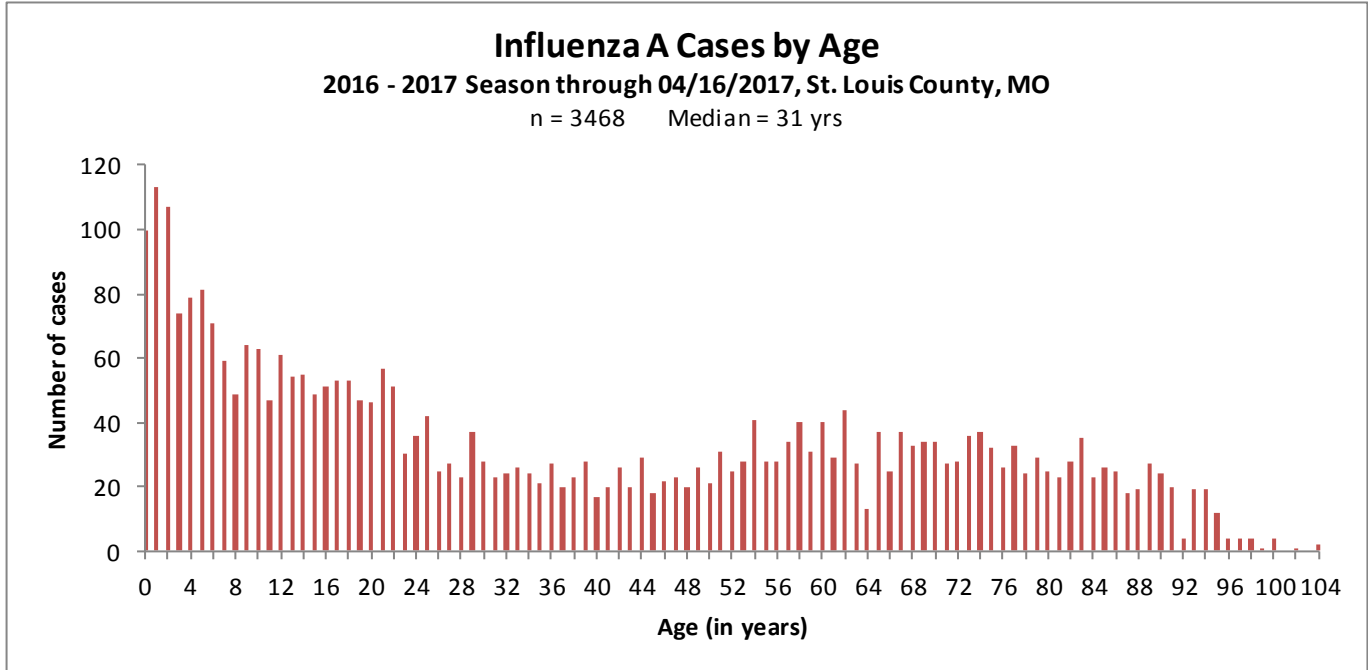


Influenza Surveillance Report

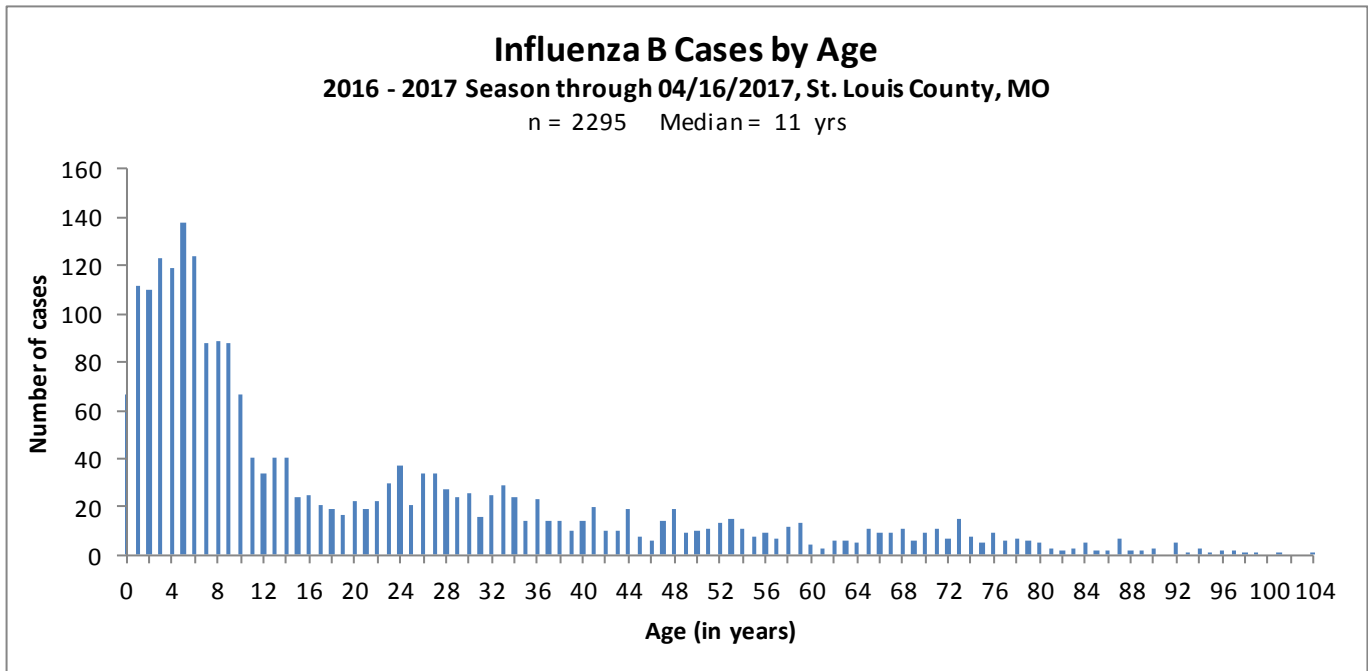
Saint Louis County Department of Public Health, 4/18/2017



Influenza A Cases by Age



Influenza B Cases by Age



Influenza Surveillance Report

Saint Louis County Department of Public Health, 4/18/2017



Weekly Virus/Microbiology Update, St. Louis Children's Hospital*:

<http://slchlabtestguide.bjc.org/Default.aspx?url=7bc53934-2dc8-4cfb-bb4a-9a16c375e1eb>

**courtesy of Gregory Storch, MD, and the St. Louis Children's Hospital Clinical Laboratory*

For additional information on national Influenza surveillance, please visit the Centers for Disease Control and Prevention website:

<https://www.cdc.gov/flu/weekly/>

For additional information on statewide Influenza surveillance, please visit the Missouri Department of Health and Senior Services website:

<http://health.mo.gov/living/healthcondiseases/communicable/influenza/reports.php>