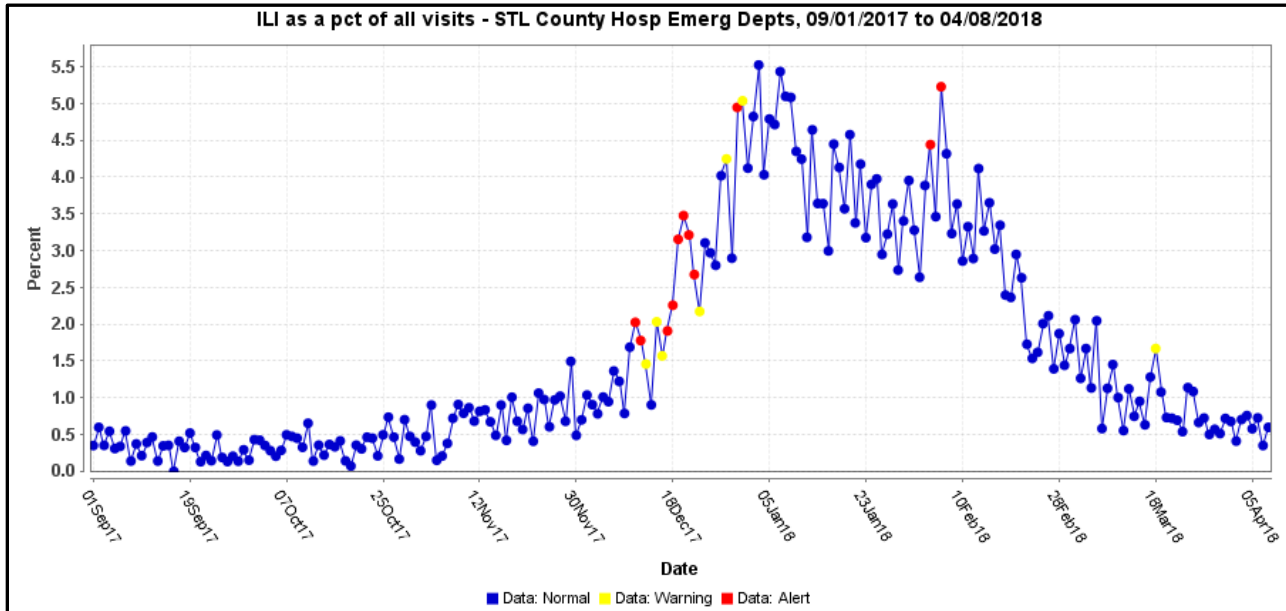


# Influenza Surveillance Report

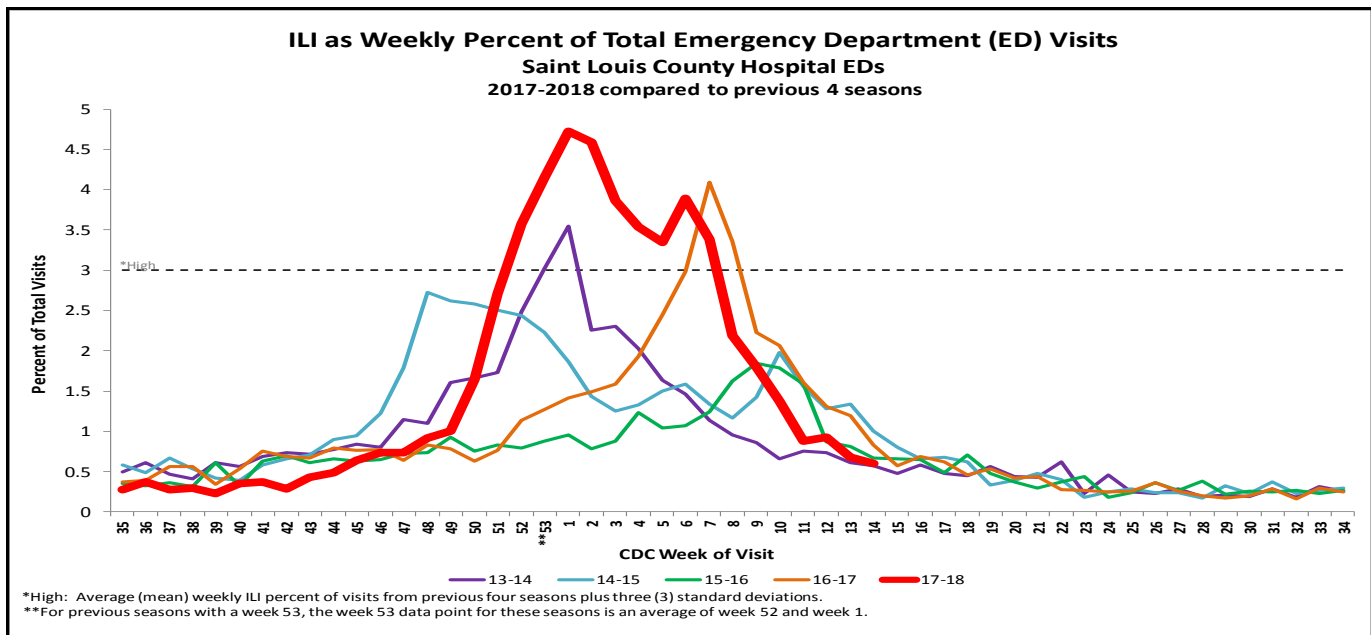
Saint Louis County Department of Public Health  
Week Ending 04/08/2018 – Week 14



## ESSENCE ILI Surveillance



As determined by ESSENCE, influenza-like illness (ILI) accounted for 0.35% to 0.76% of daily visits to Saint Louis County hospital emergency departments (EDs) during the week ending 04/08/2018. The number of daily visits to Saint Louis County hospital EDs for ILI ranged from 5 to 11 during the same period. Note: Due to slight changes in the definition of ILI in the newest version of ESSENCE, data have changed slightly from reports posted prior to 03/18/2018.



ILI as a percentage of weekly visits in Saint Louis County hospital EDs was 0.60%, compared to 0.77% in 2017 and 0.68% in 2016, for week 14. Note: Due to slight changes in the definition of ILI in the newest version of ESSENCE, data have changed slightly from reports posted prior to 03/18/2018. In the Week 14 Report, new ESSENCE definitions were used only for the 2017-2018 season.

Please remember the following points when interpreting ESSENCE data:

- ILI counts are among St. Louis County residents visiting hospitals participating in ESSENCE only. Percent of visits attributed to ILI is from all hospital emergency departments in St. Louis County only. ESSENCE does not include data from private physicians, clinics, or ambulatory care centers.
- ESSENCE is based on chief complaints, not final diagnoses or laboratory confirmed tests.
- ILI includes chief complaints with the character strings like "FLU", "INFLUENZA", and "FLULIKE" and those that ESSENCE parses to (Fever and (Cough or Sore Throat)).

# Influenza Surveillance Report

Saint Louis County Department of Public Health  
Week Ending 04/08/2018 – Week 14



## Active Influenza Surveillance, Laboratory Confirmed Tests

Surveillance sites reported 10 cases of influenza A and 46 cases of influenza B for the week ending 04/08/2018.

Influenza A accounted for 17.9% (vs. 82.1% for influenza B) of total influenza cases for the week ending 04/08/2018. For the week ending 04/01/2018, 23.4% of total flu cases were caused by influenza A. To date, influenza A accounted for 68.2% of total influenza cases since the start of the 2017-2018 influenza season.

## Influenza by Report Week, Type

### Saint Louis County Residents Only

For cases reported between 09/25/2017 and 04/08/2018

Week ending	Type A	Type B	Unk Type	Total
10/1/2017	21	0	0	21
10/8/2017	5	1	0	6
10/15/2017	2	0	0	2
10/22/2017	4	0	0	4
10/29/2017	12	0	0	12
11/5/2017	15	2	0	17
11/12/2017	19	7	0	26
11/19/2017	30	6	0	36
11/26/2017	55	7	0	62
12/3/2017	96	5	0	101
12/10/2017	172	14	0	186
12/17/2017	397	55	0	452
12/24/2017	826	77	0	903
12/31/2017	1160	144	0	1304
1/7/2018	1110	172	0	1282
1/14/2018	891	183	0	1074
1/21/2018	601	268	0	869
1/28/2018	402	331	0	733
2/4/2018	301	358	0	659
2/11/2018	224	341	0	565
2/18/2018	163	438	0	601
2/25/2018	109	257	0	366
3/4/2018	75	145	0	220
3/11/2018	47	105	0	152
3/18/2018	47	108	0	155
3/25/2018	37	63	0	100
4/1/2018	18	59	0	77
4/8/2018	10	46	0	56
<b>Total</b>	<b>6849</b>	<b>3192</b>	<b>0</b>	<b>10041</b>

The Saint Louis County Department of Public Health has a wide range of provider sites enrolled in its active influenza surveillance program. Weekly, these sites report positive influenza findings to the Department of Public Health. As this is a sentinel surveillance program, the cases reported to DPH by these sites do not include all influenza cases diagnosed in Saint Louis County. Weekly totals may change as newly reported cases are attributed to the week of specimen collection.

# Influenza Surveillance Report

Saint Louis County Department of Public Health  
Week Ending 04/08/2018 – Week 14



## Influenza by Age and Type

### Saint Louis County Residents Only

For cases reported between 09/25/2017 and 04/08/2018

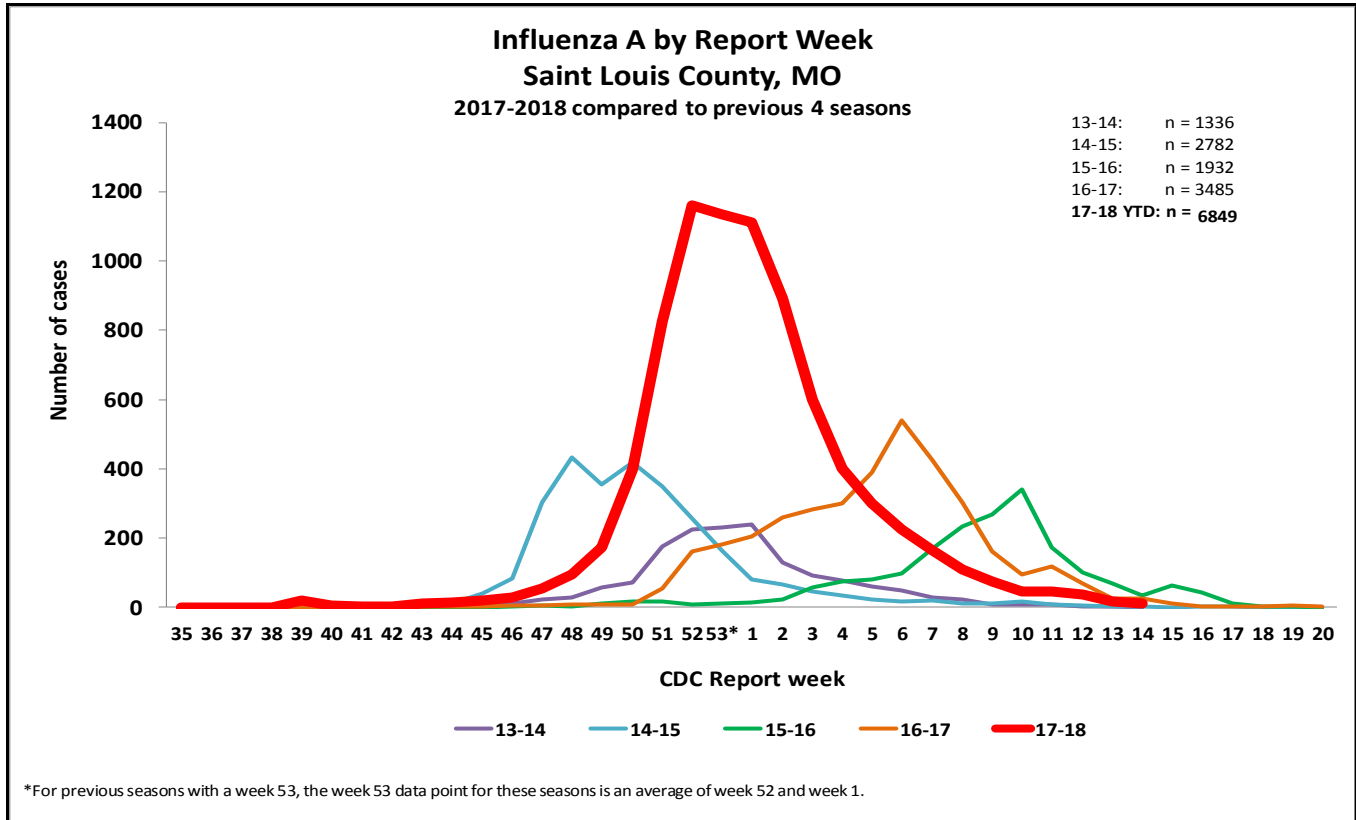
Age Group	Type A n (% of total)	Type B n (% of total)	Unk Type n (% of total)	Total n (%)
00 to <02	408 (4)	86 (1)	0 (0)	494 (5)
02 to 04	625 (6)	223 (2)	0 (0)	848 (8)
05 to 14	1208 (12)	601 (6)	0 (0)	1809 (18)
15 to 24	688 (7)	308 (3)	0 (0)	996 (10)
25 to 49	1241 (12)	682 (7)	0 (0)	1923 (19)
50 to 64	891 (9)	537 (5)	0 (0)	1428 (14)
65+	1787 (18)	755 (8)	0 (0)	2542 (25)
<b>Total</b>	<b>6848 (68)</b>	<b>3192 (32)</b>	<b>0 (0)</b>	<b>10040 (100)</b>

# Influenza Surveillance Report

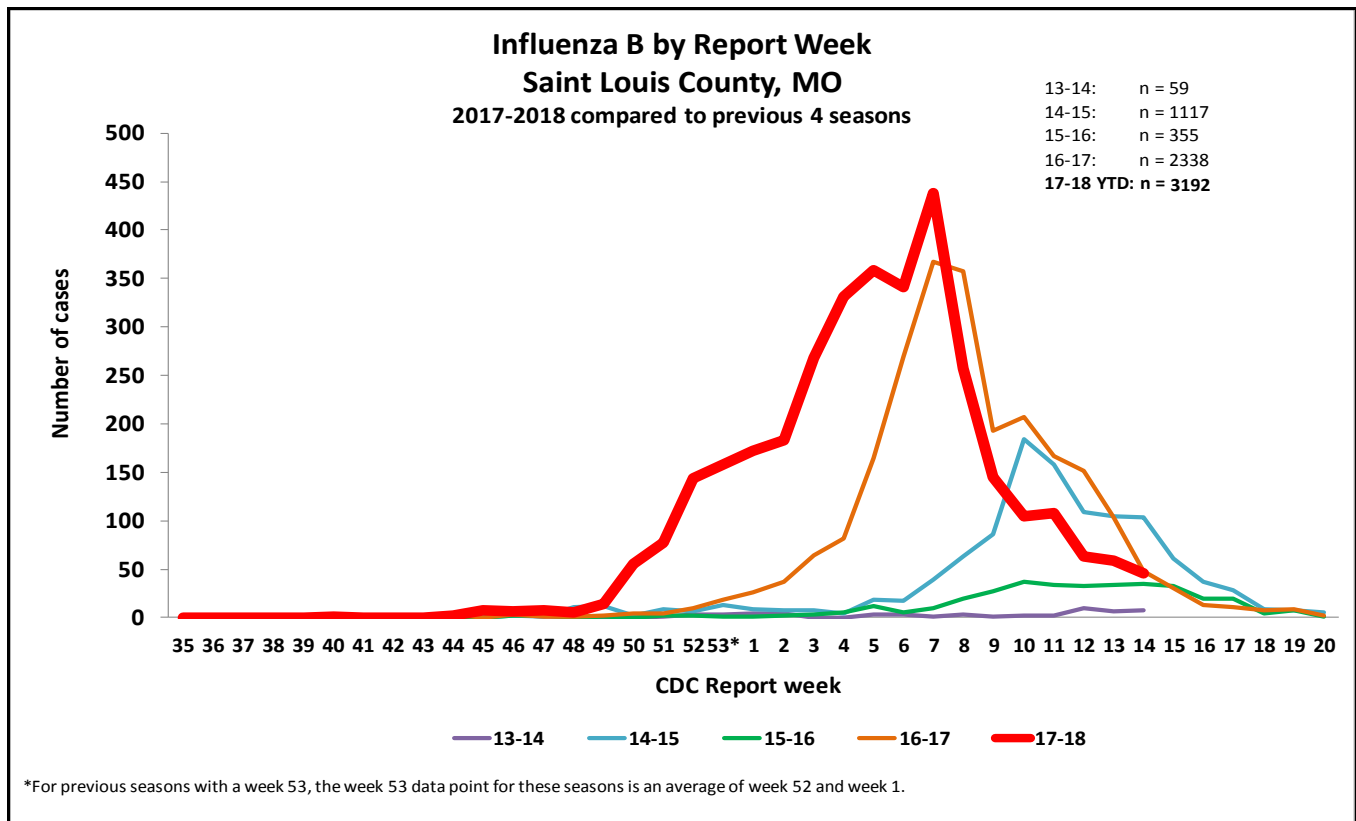
Saint Louis County Department of Public Health  
 Week Ending 04/08/2018 – Week 14



## Total Influenza A by CDC Report Week, 2017-2018 compared to previous four seasons



## Total Influenza B Cases by CDC Report Week, 2017-2018 compared to previous four seasons

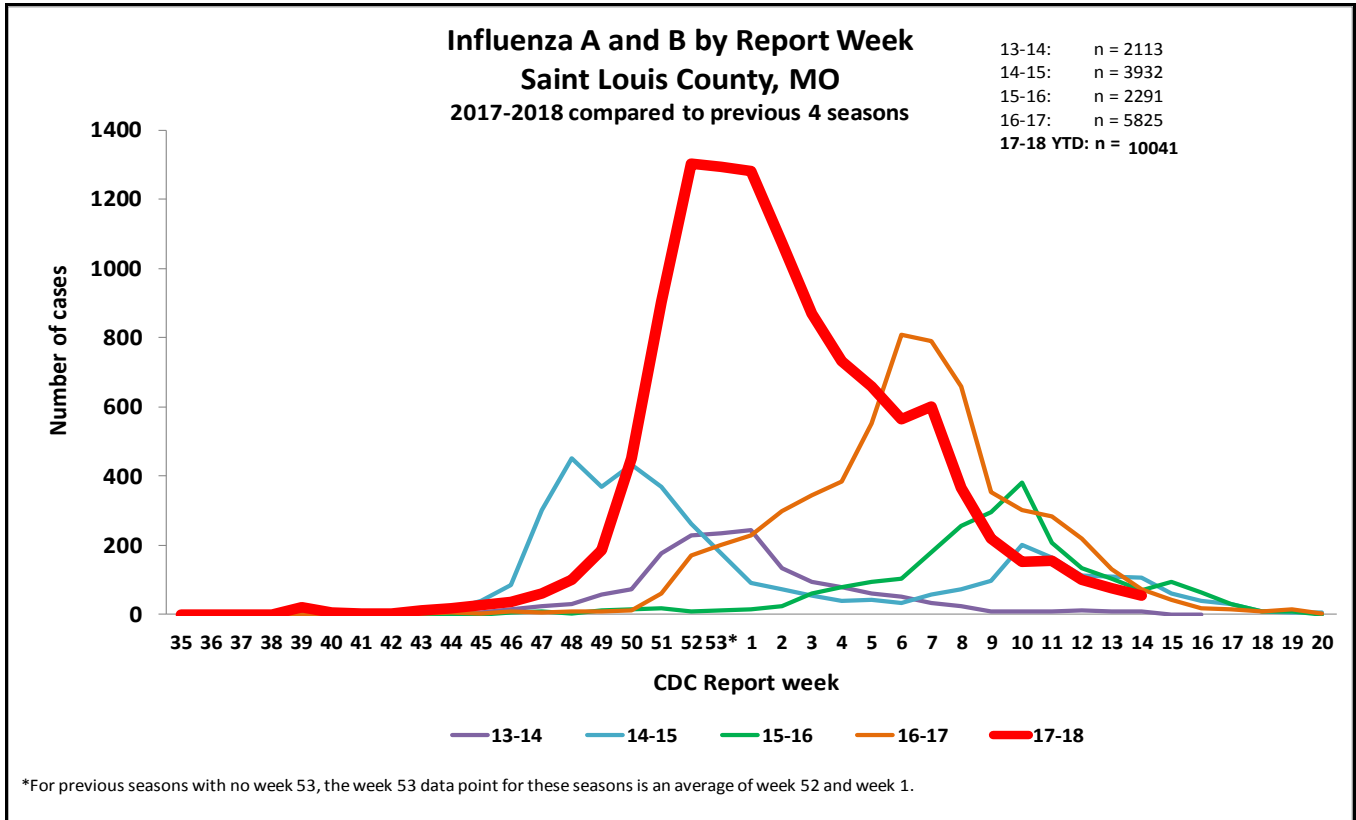


# Influenza Surveillance Report

Saint Louis County Department of Public Health  
 Week Ending 04/08/2018 – Week 14



## Total Influenza A and B Cases by CDC Report Week, 2017-2018 compared to previous four seasons

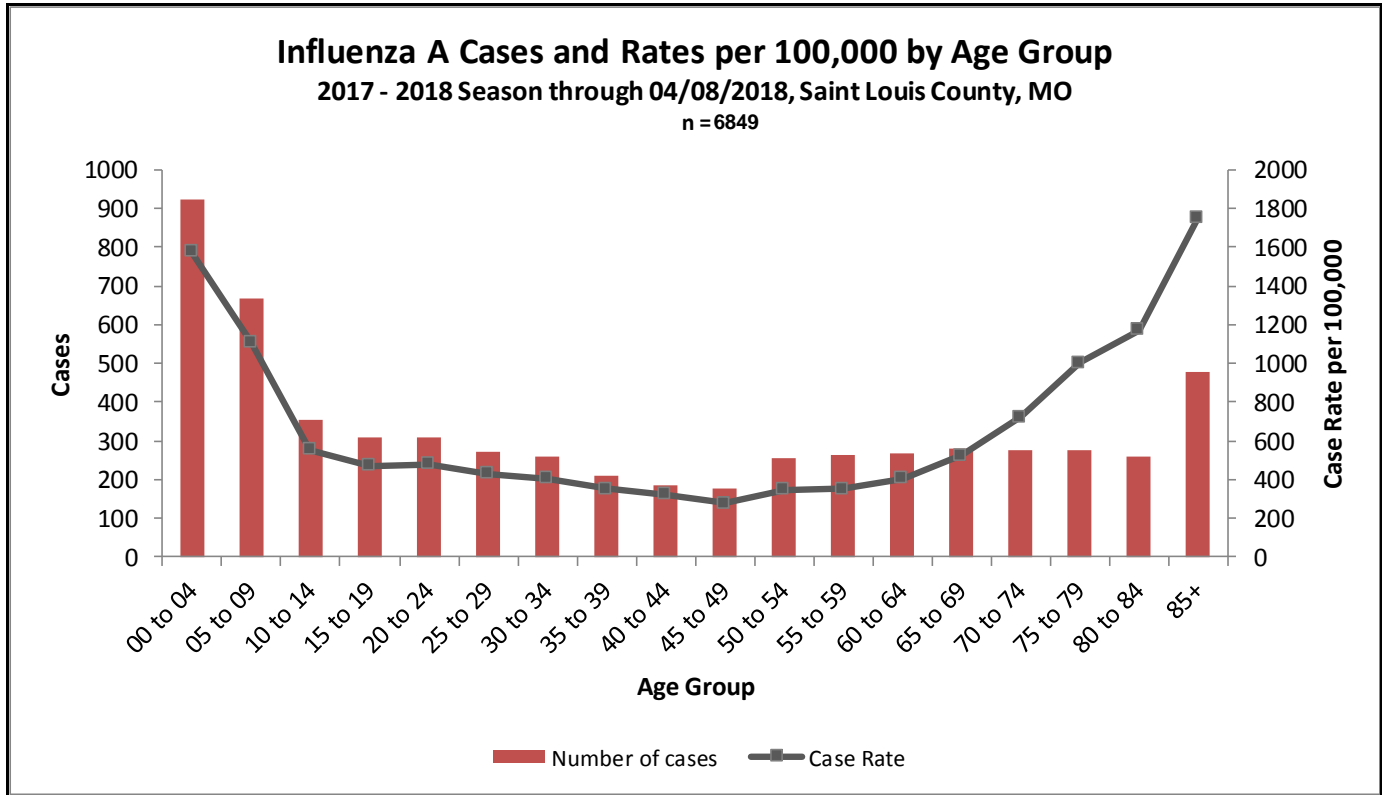


# Influenza Surveillance Report

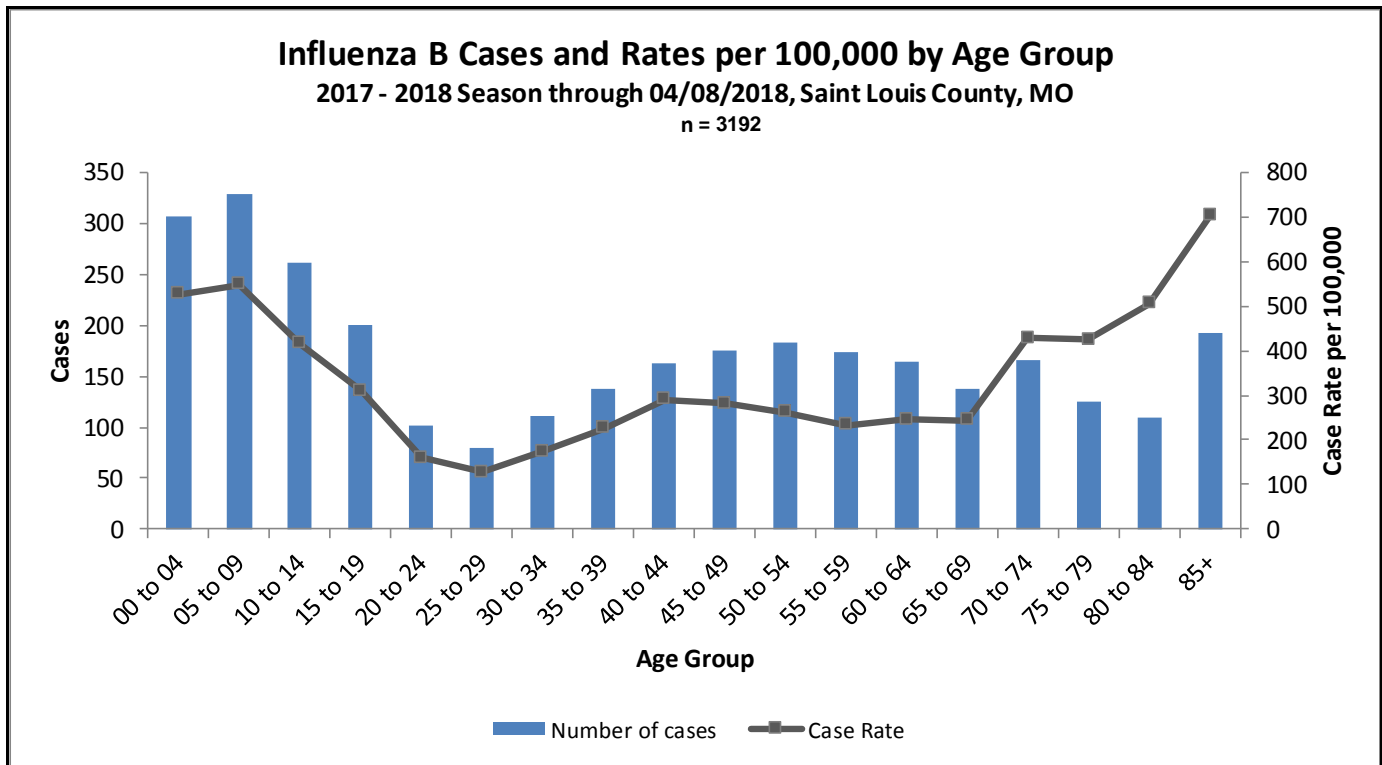
Saint Louis County Department of Public Health  
 Week Ending 04/08/2018 – Week 14



## Influenza A Cases and Rates by Age Group



## Influenza B Cases and Rates by Age Group

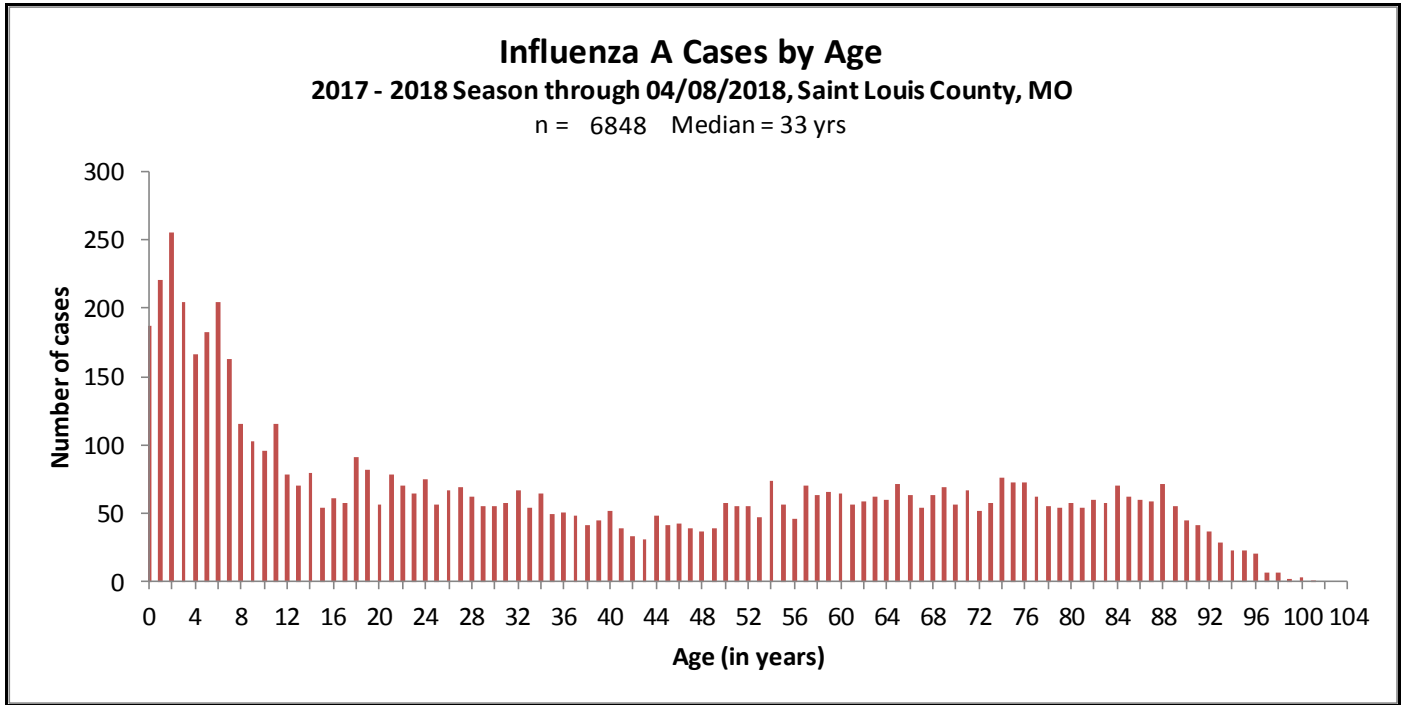


# Influenza Surveillance Report

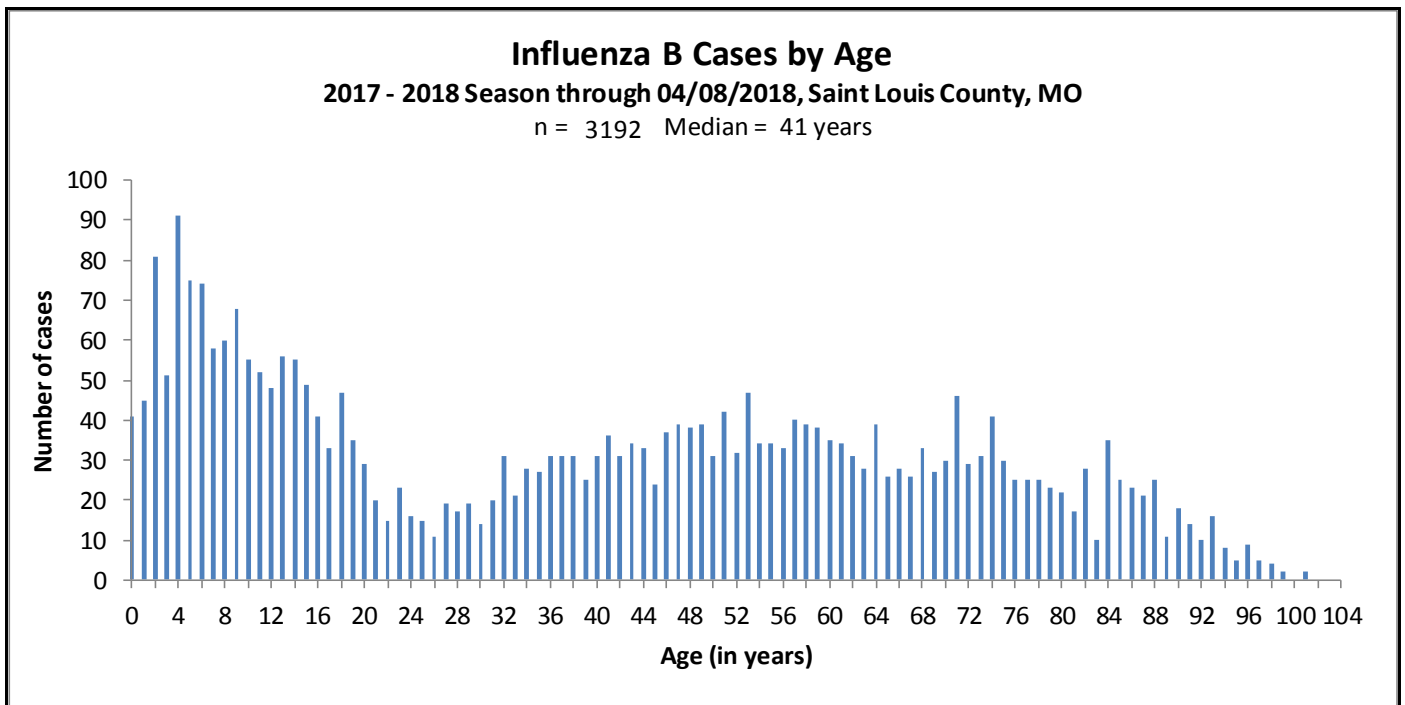
Saint Louis County Department of Public Health  
Week Ending 04/08/2018 – Week 14



## Influenza A Cases by Age



## Influenza B Cases by Age



# Influenza Surveillance Report

Saint Louis County Department of Public Health  
Week Ending 04/08/2018 – Week 14



## **Saint Louis County Influenza Outbreaks:**

As of the week ending 04/08/2018, there have been four outbreaks of influenza reported to the Saint Louis County Department of Public Health. All outbreaks have occurred in long-term care facilities. Additionally, the Saint Louis County Department of Public Health has monitored numerous influenza clusters occurring in long-term care facilities throughout the flu season.

## **Weekly Virus/Microbiology Update, St. Louis Children's Hospital\*:**

<http://slchlabtestguide.bjc.org/Default.aspx?url=2c81bb5b-2604-42b3-8318-ea874ea87284>

*\*courtesy of Gregory Storch, MD, and the St. Louis Children's Hospital Clinical Laboratory*

**For additional information on national influenza surveillance, please visit the Centers for Disease Control and Prevention website:**

<https://www.cdc.gov/flu/weekly/>

**For additional information on statewide influenza surveillance, please visit the Missouri Department of Health and Senior Services website:**

<http://health.mo.gov/living/healthcondiseases/communicable/influenza/reports.php>